



NEW WORKING ENVIRONMENTS



LIGHTS



ERGONOMIC AIDS



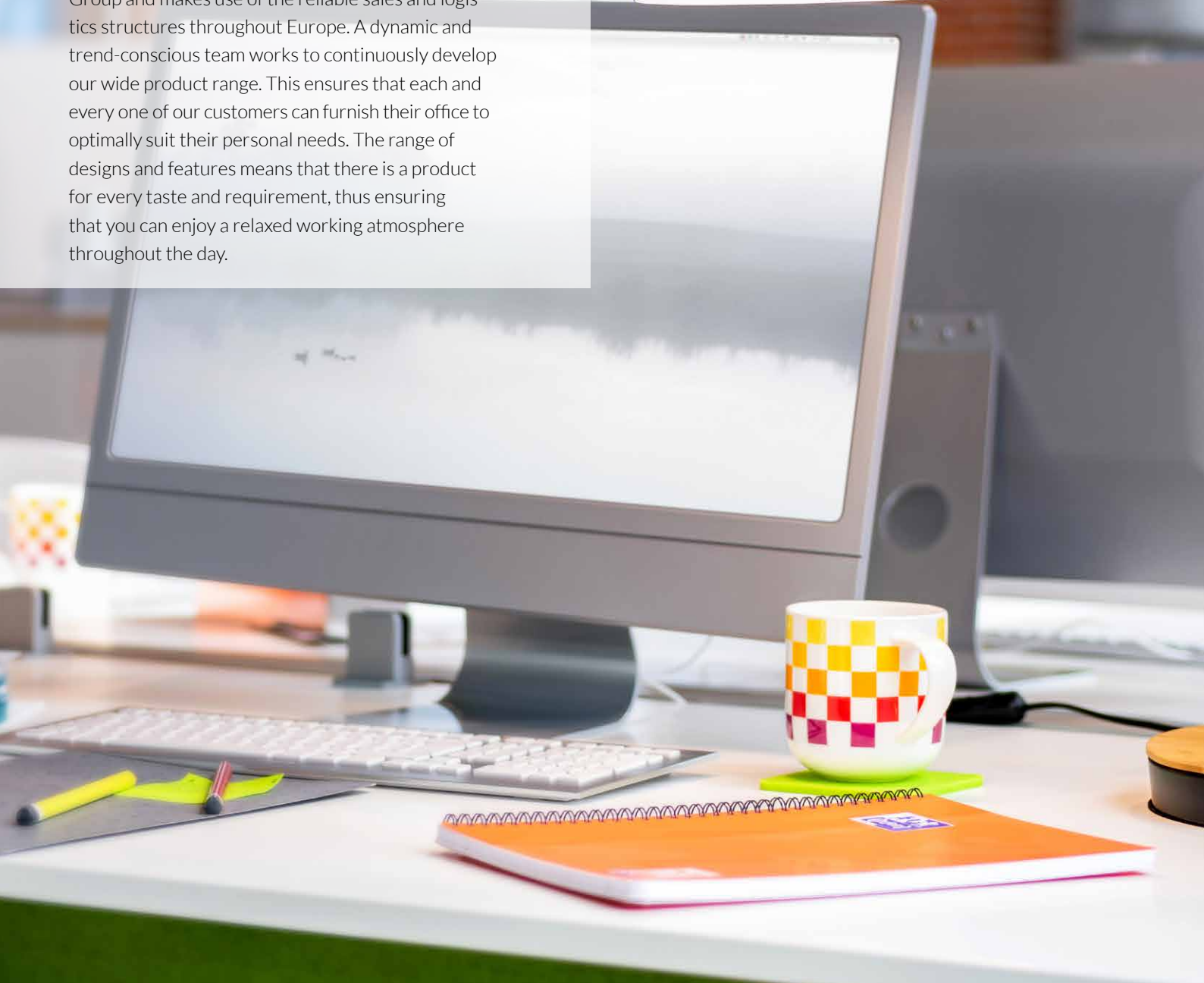
FURNISHING ACCESSORIES

UNILUX

WE CREATE A GOOD WORKING ENVIRONMENT

With more than 60 years of experience in the development and marketing of office lighting, UNILUX is not just an expert in lighting and illumination solutions, but also knows how to create a pleasant workplace ambience. Our range of products stretches from lighting and ergonomic aids to furnishing accessories.

Since 2000, UNILUX has been a part of the Hamelin Group and makes use of the reliable sales and logistics structures throughout Europe. A dynamic and trend-conscious team works to continuously develop our wide product range. This ensures that each and every one of our customers can furnish their office to optimally suit their personal needs. The range of designs and features means that there is a product for every taste and requirement, thus ensuring that you can enjoy a relaxed working atmosphere throughout the day.





CONTENTS

Vision _____	4 - 5
Expertise _____	6
Quality and Service _____	7



LIGHTS **8 - 65**

Useful information about lighting and illumination _____	10 - 13
Floor lamps _____	14 - 27
Smart lighting _____	28 - 35
Lamps with articulated arm _____	36 - 46
Foldable lamps _____	47 - 50
Mobile lamps _____	51 - 55
Lamps with a flexible arm _____	56 - 57
Lamps with a straight arm _____	58 - 61
Magnifying lamps _____	62 - 63
Lamps overview _____	64 - 65



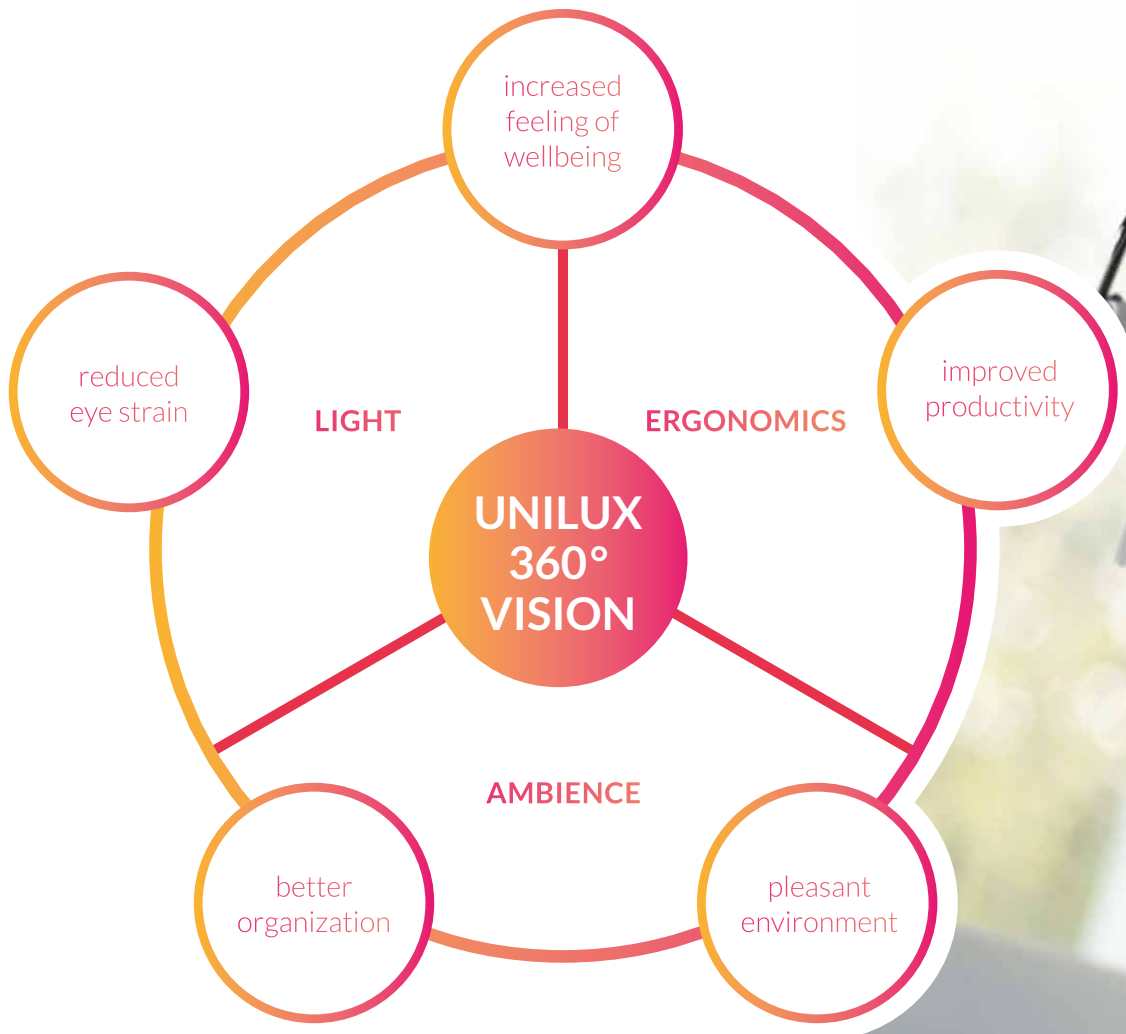
ERGONOMIC AIDS **66 - 77**

Useful information about ergonomics in the workplace _____	68 - 71
Footrests _____	72 - 75
Sitting and standing aids _____	76 - 77



FURNISHING ACCESSORIES **78 - 101**

Useful information about workplace furnishing _____	80 - 81
Wall clocks _____	82 - 92
Coat stands _____	93 - 97
Rolling coat stands, coat racks and organising accessories _____	98 - 101
Range overview _____	102 - 107



NEW WORKING ENVIRONMENTS – THE UNILUX VISION

Being healthier and feeling better is a philosophy that is reflected in all areas of life – including our work environment. With its innovative and effective products, UNILUX aims to make an important contribution to improving health, wellbeing and productivity in the workplace. We give just as much attention to workplace safety regulations as we do the personal needs of individual employees.

More comfort and better ergonomics, but also a pleasant ambience are all necessary for a good working environment – whether in the office or working from home. These all benefit the ability to concentrate, communication between employees and the company's appeal as an employer.



Workplace lighting

Light influences our ability to concentrate on our work. The LEDs used by UNILUX have been carefully selected to ensure maximum visual comfort and offer variable settings so that they are suitable for different activities and individual needs. Furthermore, UNILUX develops lamps that use various smart technologies for automatic control and optimum adaptation of lighting throughout the course of the day. This prevents disruption to our natural rhythm that is controlled by daylight and best supports our ability to perform.

Improve ergonomics

Working together with occupational health professionals, ergonomists and physiotherapists, UNILUX develops ergonomic aids to help us in daily life. Whether its a footrest, monitor stand or balance stool: UNILUX products promote more movement as well as a healthy and relaxed posture while working.


Create aesthetic workplaces

Interior architects and furnishing planners provide UNILUX with the inspiration to develop furnishing accessories for an appealing office environment. Particularly in your home office, this creates a comfortable working atmosphere that perfectly fits in with your living space. A comfortable atmosphere in the workplace increases motivation and employee productivity.

Discover new ways of working in the digital age

Open office environments, mobile working, open plan offices or working from home – our working conditions are changing rapidly. UNILUX is supporting this change with flexible and mobile solutions for smart working.

FROM INITIAL IDEA TO THE CONSUMER



Idea generation

Creativity and innovation are the driving forces behind UNILUX. The team works using a “design thinking” approach. This method puts technicians and creatives into the role of the product’s users in order to best understand their needs and desires. The aim is to offer products that make the daily working life of their users easier and more pleasant.



Design

Our range is developed based on a multidisciplinary approach. Saving our world’s valuable resources plays a role in many aspects of the design, e.g. when selecting materials, reducing the energy consumption of our lamps, optimizing packaging and logistics structures.



Regular inspections

UNILUX regularly inspects specifications and performance of prototypes, preproduction series and products from production batches. Photometry and mechanical tests are carried out internally and additionally monitored by external inspectors.



Quality and continuous improvement

Quality is our highest priority. UNILUX is certified according to DIN ISO standards 9001, 14001 and 45001. These guarantee precise control of products at all stages of production. Random samples from manufactured batches are regularly taken and checked to ensure full functionality. Daily monitoring of quality levels helps us to continuously improve our standards.



Customer service

UNILUX uses a CRM system to maintain a constant link between consumers, retail customers and the service team. The availability of UNILUX products is guaranteed via centralized Supply Chain Management and integration into the high-performance logistics structure of the Hamelin Group.

UNILUX COMMITMENT TO QUALITY AND SERVICE

Environmental management

Acting in a way that is sustainable and environmentally friendly is an important aspect of our work. UNILUX fulfils the wishes of consumers by continuously monitoring its impact on the environment and, where possible, reducing it. Saving our planet's resources is a key part of our business strategy and affects many aspects of our work.

When selecting materials for our products, preference is given to materials that can be recycled, have been recycled or are sustainably produced natural materials. UNILUX uses the latest generation of LED lamps and LED cards that ensure low energy consumption with excellent light output. They also guarantee a long service life for the product. Automatic shut off timers or sensors further help reduce the energy consumption of the lamps. Attention is even given to developing packaging in order to reduce the amount of material used and to ensure printing and packing materials are carried out and produced with minimal impact on the environment.



pCon Planner

Using pCon Planner, many UNILUX products can be quickly and easily implemented into 3D room planning and furnishing concepts using the OFML standard. Get in touch with your contact partner in sales or customer services for more information.



www.my-unilux.com

All information about our products can be found online. High resolution photos, data sheets and operating instructions can be downloaded directly from the article page.

UNILUX has committed itself to continuously improving all of its production and sales processes and is certified according to the DIN ISO standards for quality (ISO 9001), safety (ISO 45001) and environmental protection (ISO 14001).

UNILUX ensures that all products are in line with the necessary guidelines, legislation, regulations and standards, such as:

Ecodesign: EU Regulation 2019/2020 laying down ecodesign requirements for light sources and separate control gears pursuant to Directive 2009/125/EC of the European Parliament and of the Council.

Energy efficiency label: Commission Delegated Regulation (EU) 2019/2015 supplementing Regulation (EU) 2017/1369 of the European Parliament and of the Council with regard to energy labelling of light sources.

REACH: EU Regulation No. 1907/2006 (REACH) concerning the Registration, Evaluation, Authorisation and Restriction of Chemicals.

ROHS: Directive on the restriction of the use of certain hazardous substances in electrical and electronic equipment.

WEEE: EU Directive 2012/19/EU on waste electrical and electronic equipment and the reduction of such waste through re-use, recycling and other forms of re-use.



LIGHTS





FLOOR LAMPS

14 - 27

Additional room illumination for a high degree of visual comfort

SMART LAMPS

28 - 35

With intelligent control using sensors or via app

LAMPS WITH ARTICULATED ARM

36 - 46

With large movement radius

FOLDABLE LAMPS

47 - 50

Compact, robust and easy to transport

MOBILE LAMPS

51 - 54

Flexible lighting solutions

LAMPS WITH A FLEXIBLE ARM

55 - 57

Super easy positioning

LAMPS WITH A STRAIGHT ARM

58 - 61

Space-saving desk lamps

MAGNIFYING LAMPS

62 - 63

For precision working

LAMPS OVERVIEW

64 - 65

FEATURES



On/off switch



Adjustable colour temperature



Asymmetric light distribution



Direct & indirect light



Indirect light



Automatic shut off with timer or sensor



USB charging



Rechargeable battery



Inductive (wireless) charging



Light sensor for lighting control



Control via "My Unilux" app



Dimmable light intensity

USEFUL INFORMATION ABOUT LIGHTING AND ILLUMINATION

Lux (light intensity)

Many lights and lamps specify a lux (lx) value. This is the measure of light intensity. It indicates the areal density of the incidence light. In other words, how much light strikes a surface, e.g. a desk. For reading and writing, a light intensity of 500 lux is recommended. The light intensity varies depending on the distance of the light source from the surface. When comparing lux values, these must be compared for the same distance.

Lumen (luminous flux)

Lumen (lm) is the unit of luminous flux. Luminous flux is the total amount of light that is emitted from a light source in all directions. It is the measure for overall brightness that is perceived by the human eye.

Watt (energy consumption)

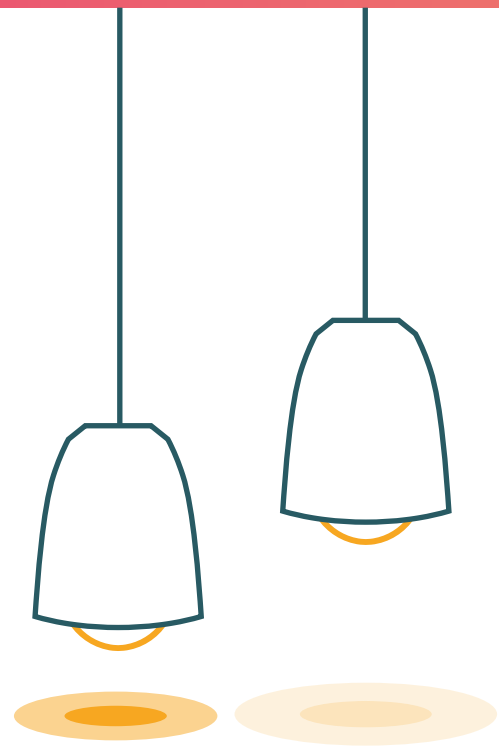
Watt (W) is the unit of measurement for the amount of energy a light source consumes. Modern LED modules achieve a much higher efficiency than obsolete incandescent bulbs with the same watt value. The lumen value is therefore a much more useful measure these days than watts.

Lumen per Watt (luminous efficacy)

The unit of luminous efficacy, or efficiency of the lamp, describes how much light is produced from the energy supplied. This is thus a measure of how economical a light source is. The higher the lumen per Watt value, the more energy efficient the lamp for its output. For comparison: Conventional incandescent bulbs convert only about five percent of electrical energy into light, the rest is given off as heat.

Diagram

The light distribution diagram shows how the light is distributed across the work surface. The 0 point indicates the top of the light. The coloured areas indicate areas of the desk illuminated with more than 500 lux. The illumination strength diagram shows how much light strikes your desk in which areas. The vertical axis shows the illumination strength in lux. The highest strength at the specified distance from the work surfaces is indicated by the 0 point on the horizontal axis. The illumination strength falls away to the sides of this point.



Weak light

Strong light

Lumens per lamp/light	450 – 800 lm	800 – 1,000 lm	> 1,000 lm
recommended for	living areas	offices	industrial halls, hospitals, public buildings

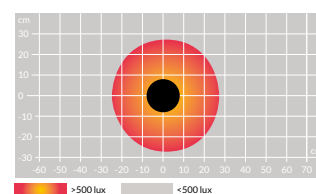
conventional incandescent lamp	compact fluorescent lamp	fluorescent lamp (T26, T16)	LED lamp
10 – 20 lm/W	50 – 90 lm/W	60 – 110 lm/W	20 – 180 lm/W



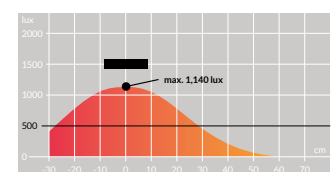
low efficiency

high efficiency

Light distribution chart



Light intensity chart



Workplace lighting

A desk lamp with symmetrical light distribution evenly illuminates the work surface. This can be useful when point light is needed. If you want to illuminate a larger area on your desktop, we recommend a lamp with asymmetrical light distribution. The direction of the light can be adjusted with a grid or reflectors in order to illuminate the widest possible surface area. Your keyboard and documents can be illuminated without any reflections or an unpleasant glare on the screen.



Colour Rendering Index (CRI/RA)

The colour rendering index describes how “natural” the objects or faces illuminated by the light source appear. This is not dependent on a particular colour temperature or spectral composition. A value of 100 is equivalent to colour rendering in daylight: This means all colours appear “natural”. For living and working areas, a CRI of >80 is recommended.



Examples of bad and good colour rendering

Kelvin (colour temperature)

The colour temperature of light, which we consider warm or cold light, is measured in Kelvin (K). This unit indicates the colour impression of a light source. The purpose for which a light is to be used is important when selecting a light source: for living areas (warm white, up to 3,300 K), workplaces (neutral white, 3,300 - 5,300 K) or outdoors (cold white, above 5,300 K). Selecting the right colour temperature has a significant effect on our wellbeing.

Warm light colours with a high red component have a relaxing effect

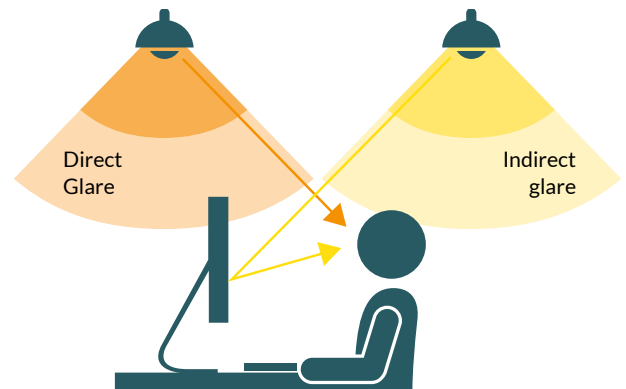
Cooler light colours with a high blue components activate the mind and increase concentration

Warm white below 3,300 K	Neutral white 3,300 - 5,300 K	Daylight white / cold white above 5,300 K
--------------------------------	-------------------------------------	---

Glare

Poorly set up or positioned lamps can interfere with our ability to see by causing glare. There are two different types of glare: Direct glare, where the light density in our field of view is too high. Reflection glare, caused by reflections on surfaces such as computer monitors, picture frames or paper. Both types of glare can negatively affect our contrast perception, therefore reducing visual comfort and wellbeing.

Covering the light source with a shade or diffuser protects against glare as much as ensuring correct arrangement and positioning of lamps. Using the UGR standard, glare is made measurable and allows us to make comparisons. The lower the UGR value, the lower the glare caused by a lamp.



Key characteristics of LED lights:

- high luminous efficacy, i.e. high efficiency
- long lifespan of up to 50,000 hours
- variable colour temperature
- excellent colour reproduction
- easily dimmable

In short: LED lighting is economical, efficient, ecological and highly versatile.



THE IMPORTANCE OF GOOD LIGHTING

More and more employers are paying attention to the health and wellbeing of their employees. Recent studies show that stress and an uncomfortable working environment make the everyday life of employees very difficult – and this includes insufficient lighting. Difficulty seeing, fatigue and headaches can result. Lighting adapted to the task at hand is a basic prerequisite for a good working atmosphere, but also in order to be able to work well at a desk.

Positioning a light

A desk lamp is a key element for improving an individual's visual comfort. The following should be considered in order to fully exploit this benefit:

- Position the lamp head to be at least **35 cm above** the work surface.
- Place the lamp on the **opposite side from your writing hand**.
- Place the lamp somewhere that you can **easily reach** the switch and be able to reposition the lamp as needed.
- **Avoid reflections** on glossy surfaces.

Improved visual conditions promote concentration and make working at the computer and meetings or presentations much easier. Variable lighting can be adjusted according to the time of day and time of year, but also as required for individual needs – all of which increases general levels of satisfaction. Pleasant lighting that is suited to the task at hand further helps increase motivation and lift the mood.

Prevent eye strain

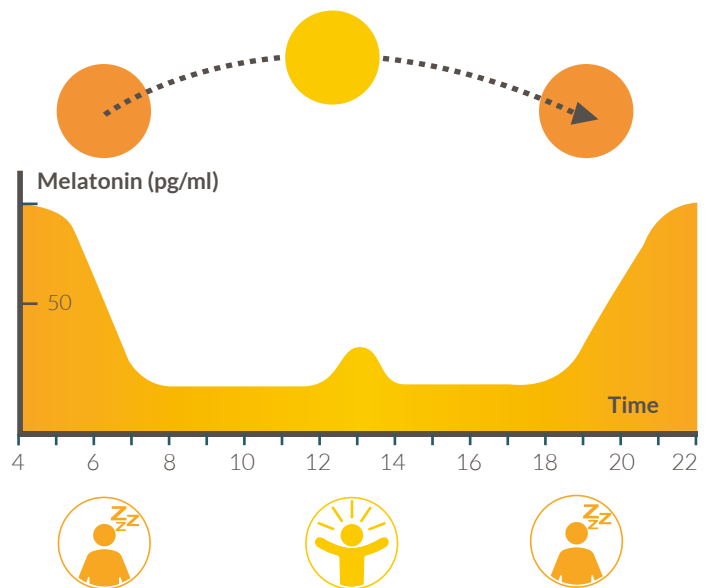
The eye is a sensitive organ that must be well cared for. If our field of view contains both areas that are very dark and areas that are very bright, then the muscles around the eye can contract and change the diameter of the pupil. This is the main cause of eye strain. A combination of direct and indirect lighting can help the eyes to stay relaxed. Eye strain can also be prevented by taking regular breaks from work and doing orthoptic exercises. One simple exercise is to fix your eyes on a particular point, e.g. the tip of a pencil, and follow it with your eyes without moving your head. This helps to relax the eye muscles.

LIGHTING AND HEALTH

Natural light is just as important to our health as a balanced diet, regular exercise and getting sufficient sleep. Daylight and its natural progression helps keep us healthy and has controlled the circadian rhythm in our bodies for millions of years.

The circadian rhythm is a biorhythm that regulates heart rate and body temperature. It affects our sleep, mood, memory and cognitive abilities. Daylight therefore plays a fundamental role in the operation of our biological clock and hormone levels. For example, it regulates the release of melatonin that promotes good sleep. White light reduces melatonin levels in the blood, but it rises again during the evening when using warm, yellowish light.

Many people who work in offices these days are exposed to artificial light throughout the entire day. Light that does not change throughout the day can negatively affect our body's natural rhythm. A cold white light increases our performance in the morning and after lunch. Yellow, warm light in the evening signals to our body that it should relax and prepare for sleep. It is therefore worthwhile to support our need for changing light conditions by using lights with settings that can be adjusted, and thus help stabilize our circadian rhythm. This stabilization will improve wellbeing, ensure better quality sleep, and ultimately help us perform better throughout the day.



The solution from UNILUX: a range of smart-controlled lights

UNILUX has developed a series of lights that can be controlled via the innovative "My Unilux" app. Using the app and a Bluetooth connection to the light, you can fully control the light settings both manually and automatically. Alongside various predefined settings that adapt the lighting for activities such as working, reading or relaxing, it is also possible to set the light to automatically adjust itself throughout the day. To do this, the user simply enters their usual working times and break times and the app then controls the light throughout the day accordingly. By replicating the natural changes in daylight throughout the day, the app sets the lighting to the optimal settings for the time of day in order to help maintain our circadian rhythm.

The combination of design and function is what makes this series unique. If the user leaves the room and the Bluetooth connection with the controlling smartphone is lost, then the light switches off to save energy.

Benefits:

- prevents disruption to the circadian rhythm
- reduces the risk of sleeplessness, irritability and mood swings
- reduces periods of poor concentration
- increases alertness and improves memory
- promotes intellectual performance
- regulates melatonin levels





Illuminates the entire work area



Suitable for illumination of two desks placed together

STRATUS

Even lighting over a large area



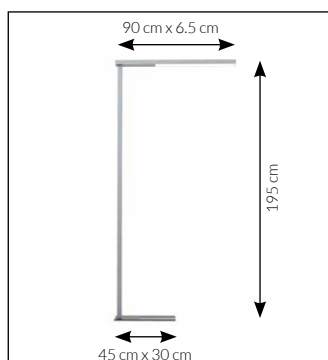
Good light distribution: The long and slender lamp head provides good, even illumination of even large desktops.

Double uses: 50% direct, glare-free illumination and 50% indirect illumination of the room to ensure optimal light distribution for excellent visual comfort.

U-shaped base: The flat, heavy base has a U-shaped cutout so that the lamp can be pushed right up against desks or around the leg of the desk in order to have the light as near to the work surface as possible. This saves space and avoids trip hazards.

Dimmable: An easy to reach rotary switch on the pole allows you to fully control the light to adapt it to changing ambient light conditions throughout the day and for different activities. This means that STRATUS never uses more energy than is actually necessary.

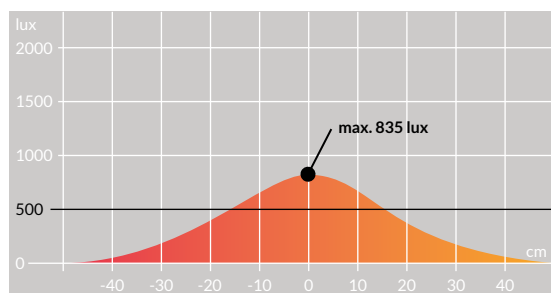
The latest technology: The LED module produces flicker-free light without any UV component, thus reducing strain on the eyes. The low energy consumption is also good for the environment.



Rotary switch on the pole for easily adjusting the brightness

TECHNICAL DATA

Light distribution curve



- Integrated LED module, non-replaceable
- Power: 58.8 W
- Average lifespan: 40,000 hours
- Light intensity: 835 lux at 110 cm from the work surface
- Colour temperature: 4,000 K
- Weighted energy consumption: 50 kWh/1,000 hrs
- Luminous efficacy: 128 lm/W
- Colour reproduction (CRI): 83
- Warranty: 2 years
- Switch: dimmer on pole at height of 120 cm
- Cable length: 250 cm
- Height: 195 cm
- Material: epoxy coated steel, aluminium



400124564

Article number	Article name	Colour	EAN Code	EA
400124564	STRATUS	Metallic grey	3595560029587	1



LIXUS

Combination of direct and indirect illumination



Double uses: 40% direct, glare-free illumination of the work area and 60% indirect illumination of the environment ensure excellent visual comfort.

Dimmable: A rotary switch on the pole allows the light intensity to be adjusted at any time to any level to suit the ambient lighting conditions or changing needs in various work situations.

Clear lines: The design using straight lines allows the lamp to be integrated with both traditional and modern furnishings.

High-quality LEDs: Modern light emitting diodes produce flicker-free light without any UV radiation, thus reducing strain on the eyes. The low energy consumption also helps save resources.

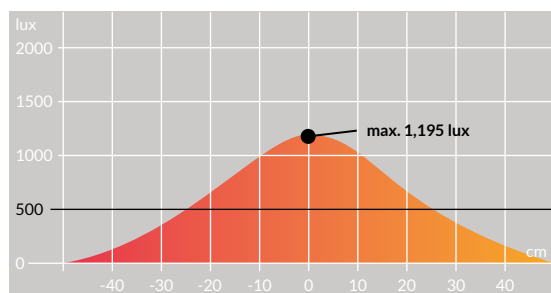
Flat base: A flat, heavy 8 mm base made from thick steel ensures stability. The pole is placed centrally towards the edge of the base so that the base plate can be pushed a long way under the table and does not represent a trip hazard.



Rotary switch for changing the light intensity

TECHNICAL DATA

Light distribution curve



- Integrated LED module, non-replaceable
- Power: 68.4 W
- Average lifespan: 40,000 hours
- Light intensity: 1,195 lux at 110 cm from the work surface
- Colour temperature: 4,000 K
- Weighted energy consumption: 60 kWh/1,000 hrs
- Luminous efficacy: 123 lm/W
- Colour reproduction (CRI): > 80
- Warranty: 2 years
- Switch: dimmer on pole at height of 120 cm
- Cable length: 190 cm
- Height: 195 cm
- Material: epoxy coated steel, aluminium



400079771

Article number	Article name	Colour	EAN Code	EA
400079771	LIXUS	Metallic grey	3595560011155	1

ZELUX

Split lamp shell for directional lighting


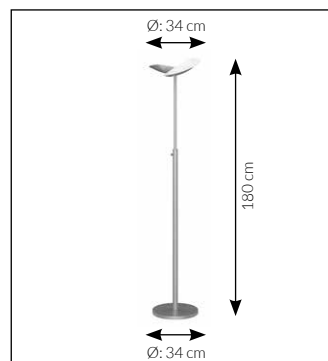


Directional: The two separate halves of the lamp head can be rotated independently of one another to provide directional lighting. Each half can be turned to face directly upwards for indirect lighting, as is recommended for workplaces by many ergonomists. The light can also be oriented directly downwards to provide direct illumination of the desk as well as combinations of the two.

Protected: The light head halves have a frosted glass cover. This protects against dust and insects as well as being easy to clean.

Dimmable: An easy to reach rotary switch on the pole allows the light intensity to be adjusted to the desired level. This allows illumination to be adapted to changing ambient conditions or changing work activities.

Efficient: The LED modules deliver a high luminous flux. Luminous efficacy of 120 lumen per Watt is proof of their high efficiency and economy.



Divided lamp head with moveable halves for directing light in different directions

TECHNICAL DATA



- Integrated LED module, non-replaceable
- Power: 2 x 22 W
- Average lifespan: 40,000 hours
- Colour temperature: 3,000 K
- Weighted energy consumption: 37 kWh/1,000 hrs
- Luminous efficacy: 120 lm/W
- Colour reproduction (CRI): 82
- Warranty: 2 years
- Switch: dimmer on pole
- Cable length: 210 cm
- Height: 180 cm
- Material: epoxy coated steel, glass

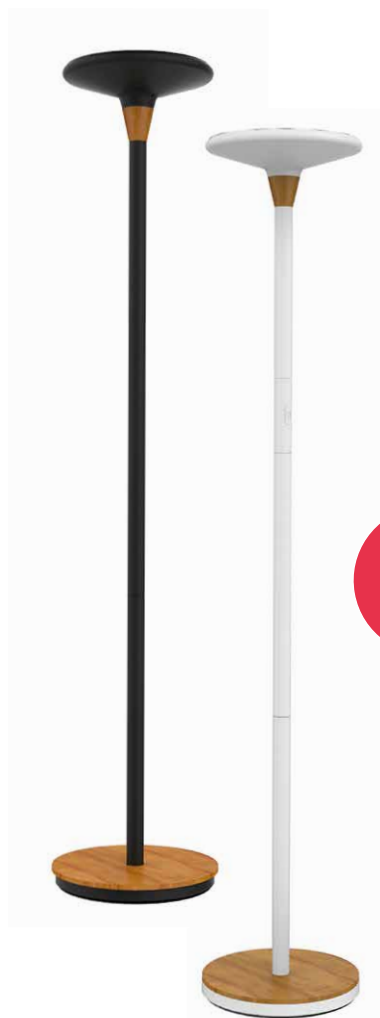


400100711

Article number	Article name	Colour	EAN Code	EA
400100711	ZELUX	Metallic grey	3595560027002	1

/ BALY BAMBOO

Trending material combination of steel and bamboo



Home office tip

Dimmable: BALY BAMBOO provides a comfortable light with a warm white colour. A touch dimmer on the pole allows you to switch between three different light intensity levels.

Neo-retro design: The timeless design of this uplighter is given new vitality by the modern combination of steel and bamboo.

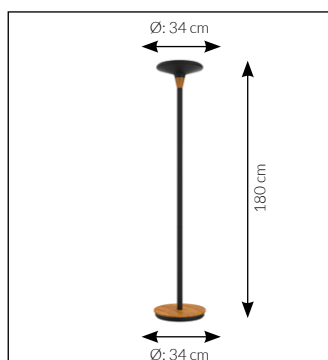
Environmentally friendly: The use of high-quality steel, recyclable aluminium and fast-growing bamboo contributes to the protection of our natural resources.

Stable: A heavy 5 kg base gives the BALY BAMBOO solid stability even in areas where people are regularly passing through.

Visual comfort: The indirect light provides background illumination that minimizes contrasts and is easy on the eyes. A cover protects the LED module and makes cleaning easier. This ensures that the lamp's performance is not compromised by dirt.

Design line: This uplighter perfectly matches with the PALMA BAMBOO wall clock and BAYA BAMBOO desk lamp in the same style.

Available in two colours: Black bamboo and white bamboo



The cover protects the LED module

TECHNICAL DATA



- Integrated LED module, non-replaceable
- Power: 44.6 W
- Average lifespan: approx. 40,000 hours
- Colour temperature: 3,000 K
- Weighted energy consumption: 37 kWh/1,000 hrs
- Luminous efficacy: 120 lm/W
- Colour reproduction (CRI): 83
- Warranty: 2 years
- Switch: push dimmer on pole
- Cable length: 200 cm
- Height: 180 cm
- Material: epoxy coated steel, bamboo



400140805



400153731

Article number	Article name	Colour	EAN Code	EA
400140805	BALY BAMBOO	Black bamboo	3595560030378	1
400153731	BALY BAMBOO	White bamboo	3595560032075	1



/ PRYSKA

Homelike design with wooden elements



Home office tip

Homelike: The wooden inlay lends this uplighter a homelike feel and, combined with the painted metal for a popular Scandinavian look, work to make reception areas, home offices or team work areas equally as comfortable.

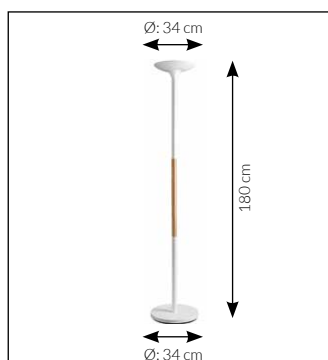
Dimmable: An easy to reach tactile switch allow you to switch between three different light intensity levels. This allows illumination to be easily adjusted to changing needs throughout the day and only used as much energy as needed.

Stable: A heavy 5 kg base gives this floor lamp firm stability even in areas of high footfall.

Comfortable: The upwards facing light shell gives off indirect light without any glare for a excellent visual comfort. A cover protects the LED module and makes cleaning easier. This ensures that the lamp's performance is not compromised by dirt.

Efficient: The efficient and long-lasting 44 W LED module delivers excellent luminous efficacy at 120 lm/W, thus saving electricity and money.

Available in two colours: White beech and black beech



Protective cover over LED module

TECHNICAL DATA



- Integrated LED module, non-replaceable
- Power: 44.6 W
- Average lifespan: 40,000 hours
- Colour temperature: 3,000 K
- Weighted energy consumption: 37 kWh/1,000 hrs
- Luminous efficacy: 120 lm/W
- Colour reproduction (CRI): 83
- Warranty: 2 years
- Switch: push dimmer on pole
- Cable length: 220 cm
- Height: 180 cm
- Material: epoxy coated steel, wood from sustainable forestry



400110157



400153677

Article number	Article name	Colour	EAN Code	EA
400110157	PRYSKA	White beech	3595560028047	1
400153677	PRYSKA	Black beech	3595560032150	1

/ VARIALUX

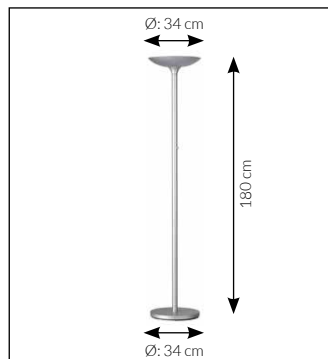
Even light distribution thanks to enameled light head



Dimmable: A rotary dimmer on the pole allows you to easily adjust the light intensity depending on the task at hand.

Comfortable: The enamel coating of the reflector provides even distribution of the warm white light for excellent visual comfort without glare.

Sturdy: A heavy 5 kg base gives this standing lamp firm stability even in areas of high footfall.



Enameled light reflector for even light distribution

TECHNICAL DATA



- Integrated LED module, non-replaceable
- Power: 29.9 W
- Average lifespan: 40,000 hours
- Colour temperature: 3,000 K
- Weighted energy consumption: 23 kWh/1,000 hrs
- Luminous efficacy: 120 lm/W
- Colour reproduction (CRI): 82
- Warranty: 2 years
- Switch: rotary dimmer on the pole
- Cable length: 200 cm
- Height: 180 cm
- Material: epoxy coated steel, enamel



400090468

Article number	Article name	Colour	EAN Code	EA
400090468	VARIALUX	Metallic grey	3595560014057	1

/ VARIALUX ARTICULATED

Articulation for flexible adjustment of lighting direction



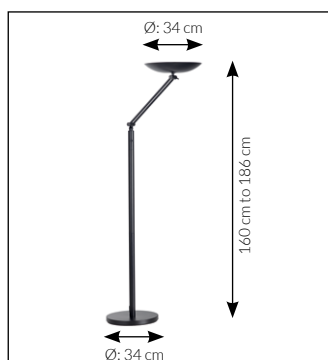
Flexible: The articulated arm with a locking screw allows the direction of illumination to be changed – whether you need indirect illumination on the ceiling, the wall or direct light for reading.

Dimmable: A rotary dimmer on the pole allows you to easily adjust the light intensity to any level depending on the task at hand.

Comfortable: The enamel coating of the reflector provides even distribution of the warm white light for excellent visual comfort without glare.

Sturdy: A heavy 5 kg base gives this standing lamp firm stability even in areas of high footfall.

Available in two colours: Black and metallic grey



Rotary dimmer and locking screw on the articulated arm

TECHNICAL DATA



- Integrated LED module, non-replaceable
- Power: 29.9 W
- Average lifespan: 40,000 hours
- Colour temperature: 3,000 K
- Weighted energy consumption: 23 kWh/1,000 hrs
- Luminous efficacy: 120 lm/W
- Colour reproduction (CRI): 82
- Warranty: 2 years
- Switch: rotary dimmer on the pole
- Cable length: 200 cm
- Height: 160 to 186 cm
- Material: epoxy coated steel, enamel



400090469



400090471

Article number	Article name	Colour	EAN Code	EA
400090469	VARIALUX ARTICULATED	Black	3595560014064	1
400090471	VARIALUX ARTICULATED	Metallic grey	3595560014071	1

/ DELY 2.0

Targeted lighting with a tilting lamp shell

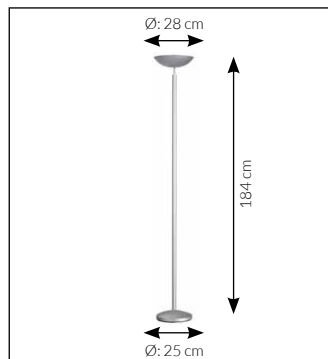


Dimmable: A rotary dimmer on the pole allows you to easily adjust the light intensity depending on the task at hand. This means that no more light than that which is needed is generated and energy consumption is reduced.

Comfortable: The lamp shell features an aluminium reflector for optimum light distribution.

Swiveling: A ball joint on the lamp head allows you to adjust the direction of the light.

Available in two colours: Black and metallic grey



Ball joint for adjusting the tilt of the lamp shell

TECHNICAL DATA



- Integrated LED module, non-replaceable
- Power: 24 W
- Average lifespan: 40,000 hours
- Colour temperature: 3,100 K
- Weighted energy consumption: 23 kWh/1,000 hrs
- Luminous efficacy: 134 lm/W
- Colour reproduction (CRI): 81
- Warranty: 2 years
- Switch: rotary dimmer on the pole
- Cable length: 180 cm
- Height: 184 cm
- Material: epoxy coated steel, aluminium



400153721




400153720

Article number	Article name	Colour	EAN Code	EA
400153721	DELY 2.0	Black	3595560031832	1
400153720	DELY 2.0	Metallic grey	3595560031818	1

/ DELY 2.0 ARTICULATED

Articulated arm for flexible orientation

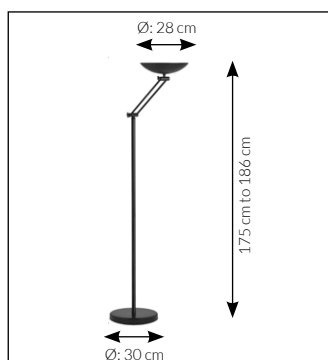


Dimmable: A rotary dimmer on the pole allows you to easily adjust the light intensity depending on the task at hand. This means that no more light than that which is needed is generated and energy consumption is reduced.

Comfortable: The lamp shell features an aluminium reflector for optimum light distribution.

Variable: The articulated arm with locking screw allows you to flexibly adjust the direction of the light. This means the lamp can be turned for indirect lighting on the ceiling or wall or for direct illumination of the work surface or reading location.

Available in two colours: Black and metallic grey



Articulated arm for variable orientation

TECHNICAL DATA



- Integrated LED module, non-replaceable
- Power: 24 W
- Average lifespan: 40,000 hours
- Colour temperature: 3,100 K
- Weighted energy consumption: 23 kWh/1,000 hrs
- Luminous efficacy: 134 lm/W
- Colour reproduction (CRI): 81
- Warranty: 2 years
- Switch: rotary dimmer on the pole
- Cable length: 180 cm
- Height: 175 to 186 cm
- Material: epoxy coated steel, aluminium



400153698



400153697

Article number	Article name	Colour	EAN Code	EA
400153698	DELY 2.0 ARTICULATED	Black	3595560031771	1
400153697	DELY 2.0 ARTICULATED	Metallic grey	3595560031757	1

/ FIRST LED/FIRST LED ARTICULATED



Tilt and swivel lamp shell

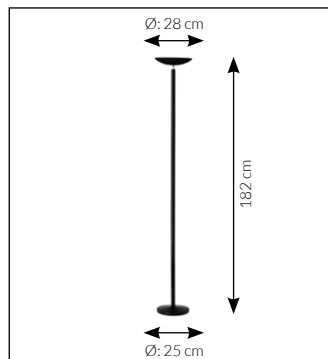


Swiveling: An articulated joint on the lamp shell allows it to be tilted, giving you plenty of flexibility for indirect illumination. A variant with articulated arm and locking screw provides additional options for orientating the light.

Uncomplicated: Heavy base that requires minimal space. The switch on the cable is easy to reach and simple to operate.

Long-lasting and reliable: The average lifespan of the LED light source is more than 40,000 hours. The light is even and flicker-free.

Available in two colours: Black and metallic grey (with articulated arm in black only)



Ball joint for adjusting the tilt of the lamp shell

TECHNICAL DATA



- Integrated LED module, non-replaceable
- Power: 24 W
- Average lifespan LED: 40,000 hours
- Colour temperature: 3,000 K
- Weighted energy consumption: 22 kWh/1,000 h
- Luminous efficacy: 100 lm/W
- Colour reproduction (CRI): > 80
- Warranty: 2 years
- Switch: on cable
- Cable length: 210 cm
- Height: 182 cm, with articulated arm 160 to 180 cm
- Shell: Ø 28 cm, base: Ø 25 cm
- Material: epoxy coated steel



400153694 400153695



400153696

Article number	Article name	Colour	EAN Code	EA
400153694	FIRST LED ARTICULATED	Black	3595560031696	1
400153695	FIRST LED	Metallic grey	3595560031719	1
400153696	FIRST LED	Black	3595560031733	1

VARIAGLASS

Soft light distribution thanks to a frosted glass cover

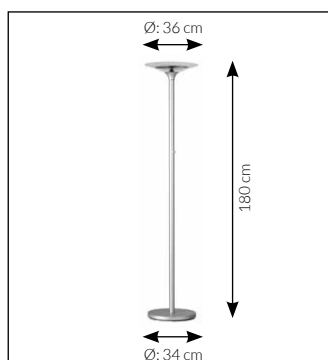


Dimmable: An easy to reach rotary dimmer on the pole allows the light intensity to be adjusted to your preference helping save energy.

Comfortable: A frosted glass lamp shade provides soft distribution of the warm white light. Flicker-free illumination without UV radiation is also easy on the eyes.

Stable: A heavy 5 kg base gives this floor lamp firm stability even in areas of high footfall.

Efficient: The efficient and long-lasting 30 W LED module delivers excellent luminous efficacy at 120 lm/W, thus saving electricity and money.



Frosted glass lamp shade for pleasant light distribution

TECHNICAL DATA



- Integrated LED module, non-replaceable
- Power: 30.7 W
- Average lifespan: 40,000 hours
- Colour temperature: 3,200 K
- Weighted energy consumption: 23 kWh/1,000 hrs
- Luminous efficacy: 120 lm/W
- Colour reproduction (CRI): 82
- Warranty: 2 years
- Switch: dimmer on pole at height of 120 cm
- Cable length: 180 cm
- Height: 180 cm
- Material: epoxy coated steel, frosted glass



400090473

Article number	Article name	Colour	EAN Code	EA
400090473	VARIAGLASS	Metallic grey	3595560014095	1



Control your desk lamp via the “My UNILUX” app to adapt to changing daylight conditions

Scientific studies show that the human body requires a certain amount and quality of light depending on the time of day and activity. Our biorhythm is regulated by natural daylight. Unchanging artificial light sources can disrupt this rhythm.

Thanks to the automatic control features of the “My UNILUX” app, the colour and intensity of light given out by our EYELIGHT and TIMELIGHT lamps can be optimally adjusted to your daily routine based on some basic settings and data. This means you automatically get the right light you need at the respective time of day in order to work with minimal eye strain, stay focused and feel comfortable.

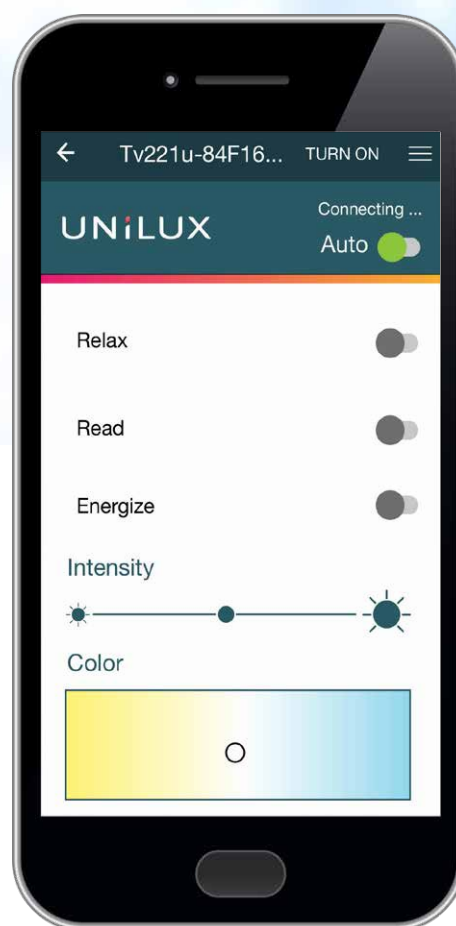
SUPPORT YOUR CIRCADIAN RHYTHM

Benefits of automatic lighting control via the “My UNILUX” app

- optimum support for the circadian rhythm and melatonin balance
- increase mental performance
- maintain concentration

Features of the “My UNILUX” app

- fully adjustable light intensity and colour temperature
- three preprogrammed settings for working, reading or relaxing
- automatic lighting control based on your daily routine
- Bluetooth connection to the lamp
- app can be used to control different lamps


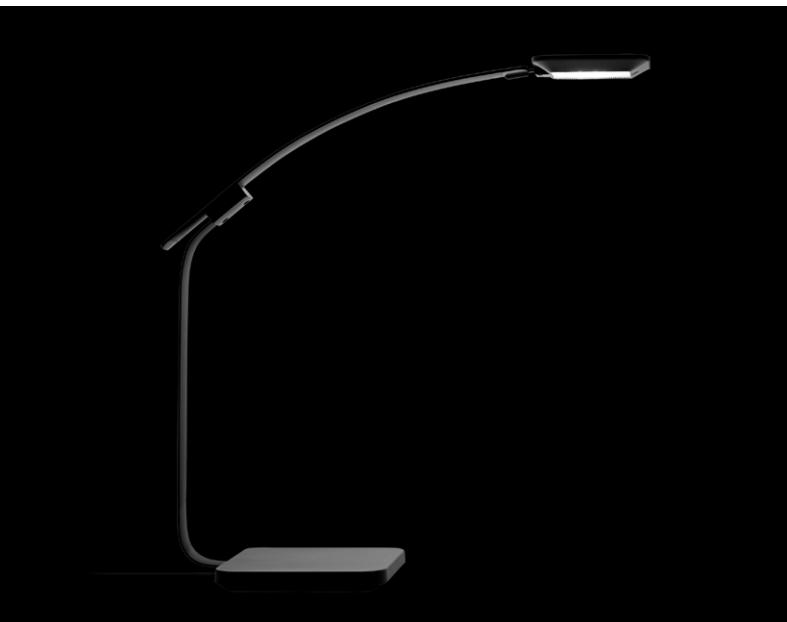


Available free of charge:





Inductive charging surface integrated in the base



TIMELIGHT

Supports your internal clock using smart light control



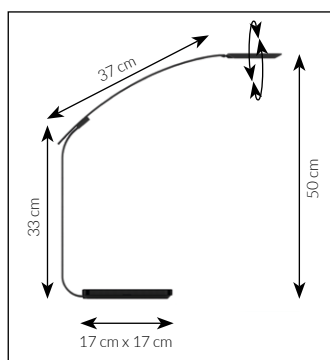
Wellbeing: TIMELIGHT is an innovative app-controlled desk lamp that imitates the natural changes in daylight throughout the day. This helps support the circadian rhythm – our biorhythm that is regulated by exposure to daylight and affects hormone levels.

Flexible control: After configuring your personal working and break times, the lamp output will be optimally adjusted throughout the day. The app also allows you to manually adjust light intensity and colour temperature. Three settings for different activities come preprogrammed. An additional dimmer switch is located on the head of the lamp.

Wireless charging: Inductive charging surface (5 W) on the base of the lamp for smartphones and other small devices.

USB charging port: An integrated USB port in the base (USB 2.0, type A, 5 V, max. 1 A) allows you to charge smartphones and other small devices.

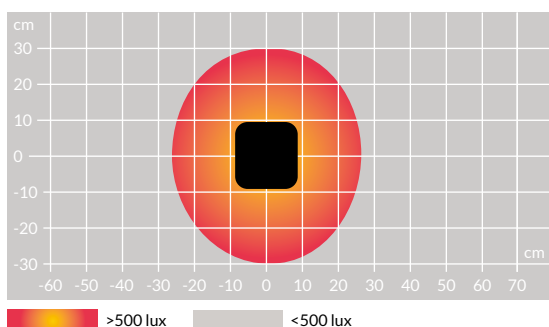
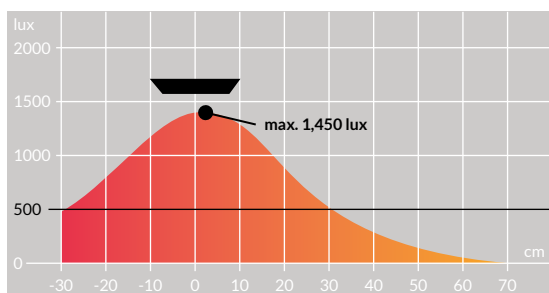
Modular design: The lamps is quickly put together or taken apart in a matter of seconds using the plug connectors.



USB charging in the base

TECHNICAL DATA

Light distribution curves



- Integrated LED module, non-replaceable
- Power: 9 W
- Average lifespan: 50,000 hours
- Light intensity: 1,450 lux at 35 cm from the work surface
- Colour temperature: 2,700 to 5,200 K
- Weighted energy consumption: 7 kWh/1,000 hrs
- Luminous efficacy: 100 lm/W
- Colour reproduction (CRI): 82
- Warranty: 2 years
- Lighting direction: head rotates and tilts
- Switch: Bottom of the lamp head
- Cable length: 180 cm
- Height: 50 cm
- Material: plastic (ABS), aluminium



400110241

Article number	Article name	Colour	EAN Code	EA
400110241	TIMELIGHT	Black	3595560028085	1

/ EYELIGHT



Improved wellbeing thanks to optimal lighting control

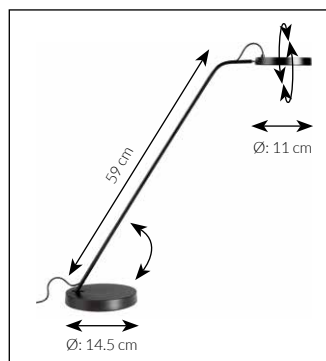


Wellbeing: EYELIGHT is an innovative app-controlled desk lamp that imitates the natural changes in daylight throughout the day. This helps support the circadian rhythm - our biorhythm that is regulated by exposure to daylight and affects hormone levels.

Flexible control: After configuring your personal working and break times, the lamp output will be optimally adjusted throughout the day. The app also allows you to manually adjust light intensity and colour temperature. There are also three preprogrammed settings for activities such as concentrate working, reading or relaxing.

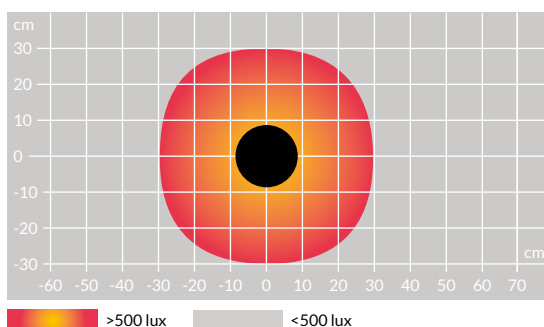
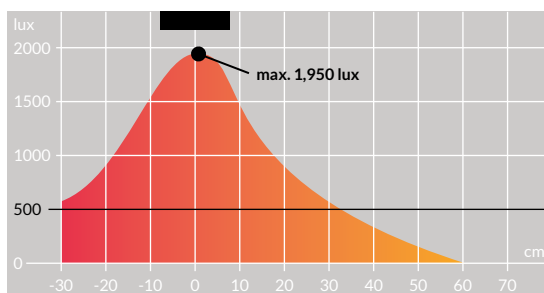
Comfortable: Provides top visual comfort in the office or at home even when used over longer periods thanks to the flicker-free, adjustable lighting. The dimmer switch for the light intensity is located on the underside of the lamp head so that it is always within easy reach.

Available in two colours: Black and metallic grey



TECHNICAL DATA

Light distribution curves



- Integrated LED module, non-replaceable
- Power: 9 W
- Average lifespan: 50,000 hours
- Light intensity: 1,950 lux at 35 cm from the work surface
- Colour temperature: 2,700 to 5,200 K
- Weighted energy consumption: 7 kWh/1,000 hrs
- Luminous efficacy: 100 lm/W
- Colour reproduction (CRI): 82
- Warranty: 2 years
- Lighting direction: head rotates and tilts
- Switch: bottom of the lamp head
- Cable length: 300 cm
- Height: adjustable between 37 and 48 cm
- Material: plastic (ABS), aluminium



400093835



400095547

Article number	Article name	Colour	EAN Code	EA
400093835	EYELIGHT	Black	3595560015672	1
400095547	EYELIGHT	Metallic grey	3595560026005	1

SUNLIGHT

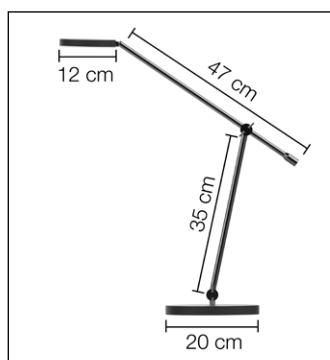
Articulated arm for flexibility



Adjustable: The SUNLIGHT desk lamp is innovative not just for the ability to control it via app, but also because of how it can change its light output to imitate patterns of natural daylight. This allows it to be perfectly attuned to the user's natural biorhythm. This has a positive effect on hormone levels and increases your feeling of wellbeing.

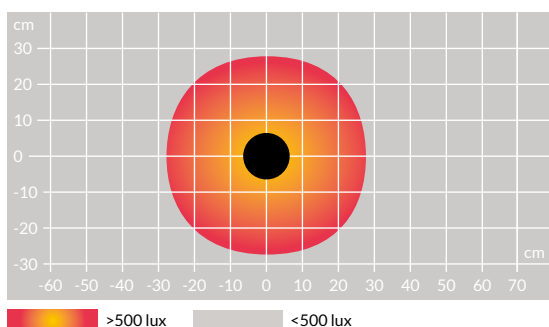
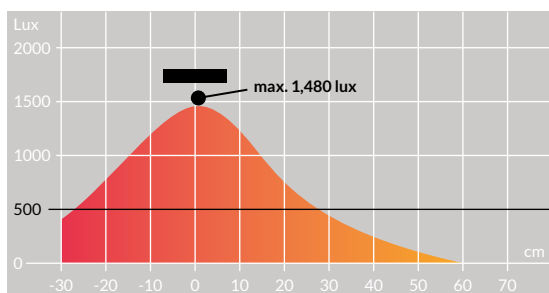
Personalized control: Users can enter data such as break periods into the app. The lighting will then be adjusted throughout the day based on this information. Light intensity and colour temperature can be changed via the app at any time. Suggested lighting settings for three different activities come preprogrammed.

Moveable: The articulated arm with locking screws along with the tilt and swivel head allows you to flexibly adjust the direction of the light.



TECHNICAL DATA

Light distribution curves



- Integrated LED module, non-replaceable
- Power: 9 W
- Average lifespan: 50,000 hours
- Light intensity: 1,480 lux at 35 cm from the work surface
- Colour temperature: 2,700 to 5,200 K
- Weighted energy consumption: 7 kWh/1,000 hrs
- Luminous efficacy: 100 lm/W
- Colour reproduction (CRI): 82
- Warranty: 2 years
- Lighting direction: articulated arm with locking screws, tilt and swivel head
- Switch: bottom of the lamp head
- Cable length: 180 cm
- Height: adjustable between 30 and 60 cm
- Material: epoxy coated and chrome-plated steel



400110128

Article number	Article name	Colour	EAN Code	EA
400110128	SUNLIGHT	Black	3595560028030	1



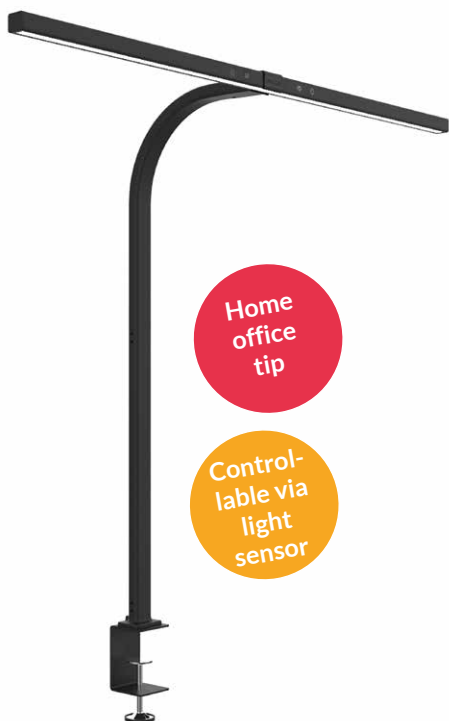
Space-saving and discreet



Illuminates the entire width of your desk

STRATA

Wide light distribution with minimal space requirements



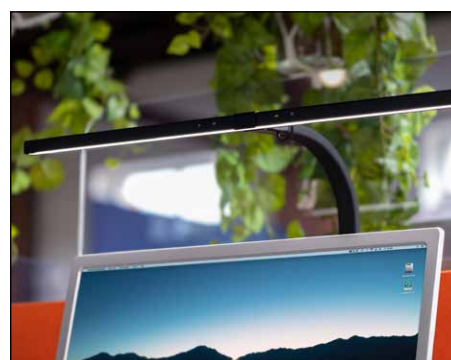
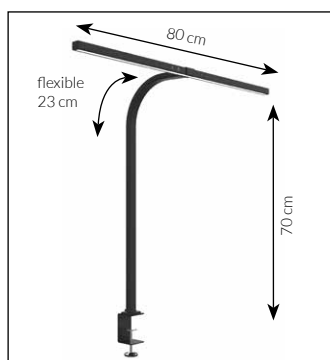
Innovation: This latest generation desk lamp provides exceptionally wide light distribution thanks to its long head. The asymmetric light distribution provides optimal illumination of large desktops whilst avoiding glare effects.

Intelligent control: A light sensor responds to changes in the ambient lighting and adapts the lamp's output automatically – ensuring you always have optimum visual comfort.

Variable light intensity and colour temperature: Two touch switches on the head of the lamp allow you to fully adjust the light intensity and colour to suit your needs and depending on the task at hand.

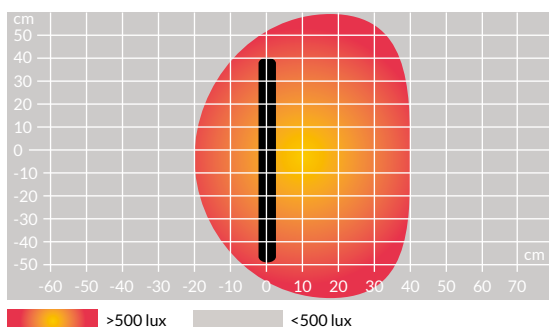
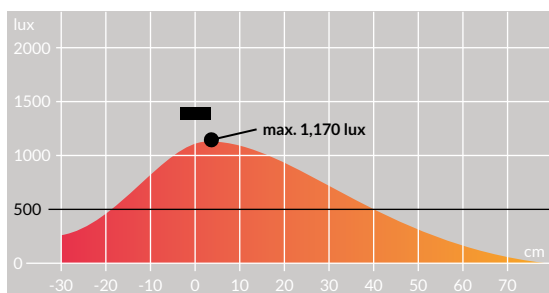
Space-saving: STRATA is mounted to the desktop using a steel clamp and screw fixing, for desktop thicknesses up to 8 cm. Thanks to the flexible and bendable rubber-coated end of the arm, the lamp head can be positioned above the monitor and is height-adjustable between 45 and 70 cm.

Understated design: Thanks to its slender form, this lamp fits in with any desk environment and works with any decoration style.



TECHNICAL DATA

Light distribution curves



- Integrated LED module, non-replaceable
- Power: 12.7 W
- Average lifespan: 50,000 hours
- Light intensity: 1,170 lux at 50 cm from the work surface
- Colour temperature: 3,000 to 6,000 K
- Weighted energy consumption: 11 kWh/1,000 hrs
- Luminous efficacy: 100 lm/W
- Colour reproduction (CRI): 82
- Warranty: 2 years
- Positioning: bendable arm end
- Switch: on top of the lamp head
- Cable length: 200 cm
- Height: adjustable between 45 and 70 cm
- Material: aluminium, rubber coating, steel



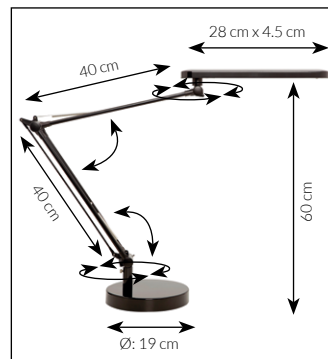
400124562

Article number	Article name	Colour	EAN Code	EA
400124562	STRATA	Black	3595560029525	1



/ MAMBO LED 2.0

Variable light settings and flexibility



Adjustment options: 4 different light intensity levels can be selected by briefly pressing on the switch. Holding down the switch allows you to switch between 3 different colour temperatures: 3,000, 4,000 and 5,000 K.

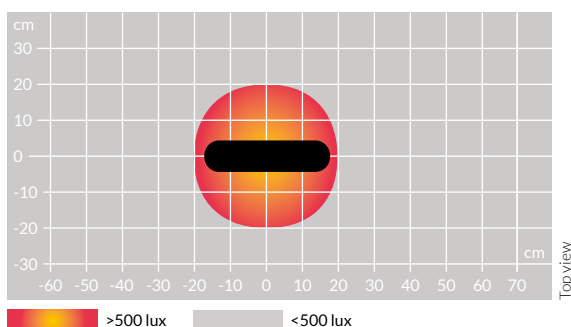
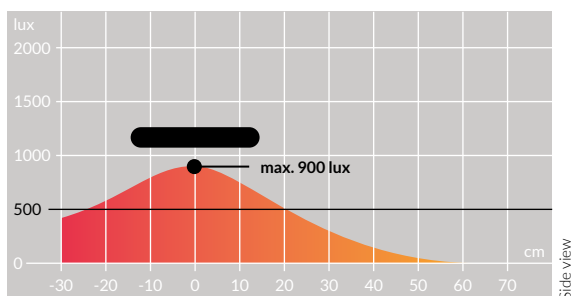
Flexibility: A double arm with joint and balancing spring gives the MAMBO LED 2.0 plenty of flexibility to move. The rotating joint on the base further increases flexibility. The long lamp head can tilt and swivel.

Variability: A heavier base and robust, space-saving attachment clamp (for desk thicknesses up to 50 mm) are included with the lamp. This allows you to decide which mounting option is best for your workspace and gives flexibility in where to position the lamp.

Available in two colours: Black and metallic grey

TECHNICAL DATA

Light distribution curves



>500 lux <500 lux

- Integrated LED module, non-replaceable
- Power: 7 W
- Average lifespan: 40,000 hours
- Light intensity: 900 lux at 35 cm from the work surface
- Colour temperature: 3,000, 4,000 and 5,000 K
- Weighted energy consumption: 7 kWh / 1,000 hrs
- Luminous efficacy: 50 lm/W
- Colour reproduction (CRI): 83
- Lighting direction: rotating articulated arm, tilt and swivel head
- Warranty: 2 years
- Switch: bottom of the lamp head
- Cable length: 200 cm
- Height: 30 to 80 cm
- Material: epoxy coated steel, plastic (ABS)



400140801



400140847

Article number	Article name	Colour	EAN Code	EA
400140801	MAMBO LED 2.0	Black	3595560030330	1
400140847	MAMBO LED 2.0	Metallic grey	3595560030385	1

/ MAMBO LED

Three articulated joints for plenty of flexibility

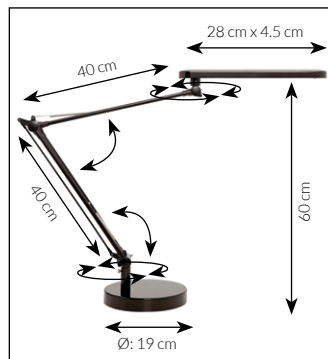


Flexibility: A double arm with articulation and balancing spring gives the MAMBO LED plenty of flexibility to move. The rotating joint on the base further increases flexibility. The long lamp head can tilt and swivel.

Variability: A heavier base and robust, space-saving attachment clamp are included with the lamp. This allows you to decide which mounting option is best for your workspace.

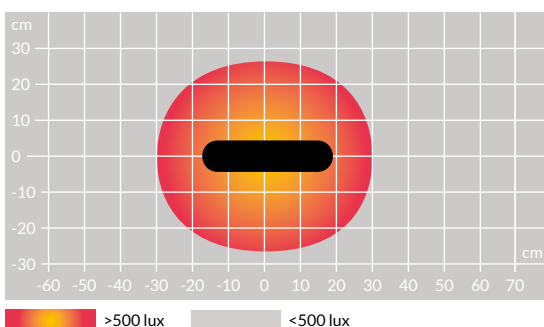
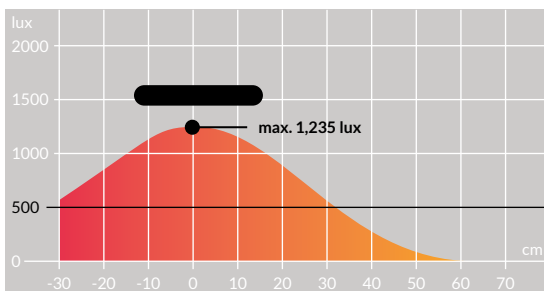
Efficiency: A diffuser provides optimal distribution of the warm white light across the work surface. MAMBO LED produces a large amount of light with minimal energy consumption, as demonstrated by its efficacy of 110 lm/W.

Available in two colours: Black and metallic grey



TECHNICAL DATA

Light distribution curves



- Integrated LED module, non-replaceable
- Power: 7 W
- Average lifespan: 40,000 hours
- Light intensity: 1,235 lux at 35 cm from the work surface
- Colour temperature: 3,000 K
- Weighted energy consumption: 7 kWh/1,000 hrs
- Luminous efficacy: 110 lm/W
- Colour reproduction (CRI): 83
- Warranty: 2 years
- Lighting direction: rotating articulated arm, tilt and swivel head
- Switch: bottom of the lamp head
- Cable length: 200 cm
- Height: 30 to 80 cm
- Material: epoxy coated steel, plastic (ABS)



400033683



400033684

Article number	Article name	Colour	EAN Code	EA
400033683	MAMBO LED	Black	3595560005796	1
400033684	MAMBO LED	Metallic grey	3595560005802	1

/ BAYA BAMBOO

Architect's lamp – timeless interpretation with bamboo elements



Moveable: Thanks to a rotating double jointed arm with balancing spring, this lamp can be easily moved into the right position.

Neo-retro design: The timeless design of an architect's lamp is given new vitality by the modern combination of steel and bamboo in the BAYA BAMBOO.

Environmentally friendly: The use of high-quality steel, recyclable aluminium and fast-growing bamboo contributes to the protection of our natural resources.

Easy on the eyes: With high-quality flicker-free light, this lamp prevents your eyes from getting tired too quickly.

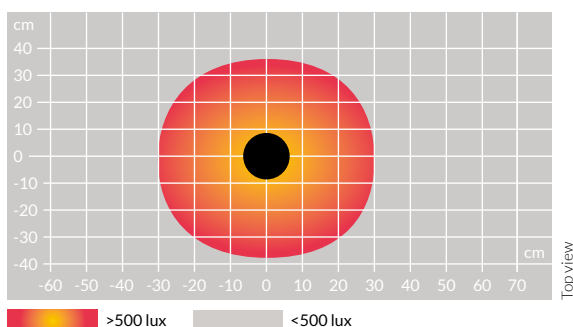
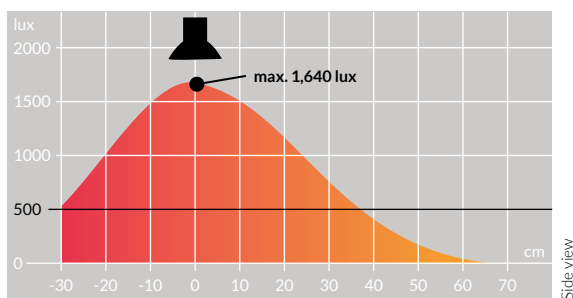
Variable: BAYA BAMBOO comes with a sturdy base and attachment clamp (for desk thicknesses up to 50 mm).

Available in two colours: White bamboo and black bamboo



TECHNICAL DATA

Light distribution curves



- Replaceable bulb (E27), a 12.6 W LED bulb with average rated lifespan of approx. 30,000 hours is included
- Light intensity: 1,640 lux at 35 cm from the work surface
- Colour temperature: 3,000 K
- Weighted energy consumption: 10.5 kWh/1,000 hrs
- Luminous efficacy of LED lamp: 100 lm/W
- Colour reproduction (CRI): 82
- Lighting direction: rotating articulated arm, tilt and swivel head
- Warranty: 2 years
- Switch: on cable
- Cable length: 200 cm
- Height: 15 to 80 cm
- Material: epoxy coated steel, aluminium, bamboo

Article number	Article name	Colour	EAN Code	EA
400140800	BAYA BAMBOO	Black bamboo	3595560030323	1
400153645	BAYA BAMBOO	White bamboo	3595560031634	1

/ SUCCESS 80 CHROME



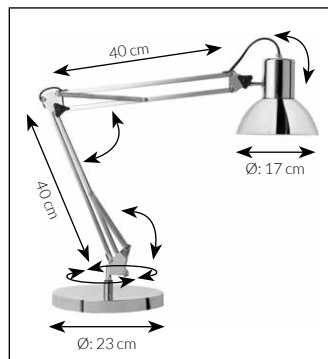
Design classic with replaceable light bulb

Timeless: Lamps in the SUCCESS series have been designed around the classic style of an architect's lamp. This model features high-quality chrome-plating. The lampshade has an interior enamel coating to ensure light is optimally focused.

Various mounting options: SUCCESS 80 is delivered with a sturdy stand and space-saving clamp (for desktops up to 55 mm thick) as standard. This allows you to flexibly decide which mounting methods is best for your workspace.

Moveable: The rotating double-articulated arm with balancing spring ensures a wide range of motion. The head can tilt and swivel and the base joint rotates 360°. The metal pipe arm makes the lamp exceptionally robust.

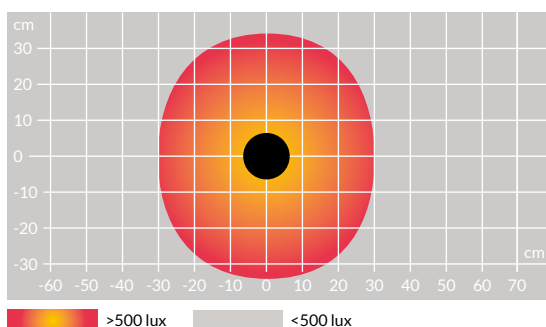
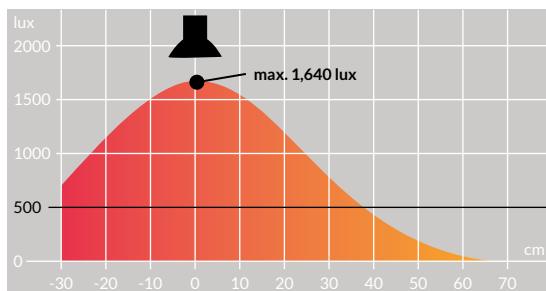
Light bulb replaceable: The SUCCESS 80 Chrome comes with a powerful LED bulb (12 W, E27, 1,100 lumen, 1,640 lux at 35 cm from work surface).



Delivery includes clamp and heavy base

TECHNICAL DATA

Light distribution curves



- Replaceable LED bulb (E27)
- Power: 12.6 W
- Average lifespan: 30,000 hours
- Light intensity: 1,640 lux at 35 cm from the work surface
- Colour temperature: 3,000 K
- Weighted energy consumption: 10.5 kWh/1,000 hrs
- Luminous efficacy: 100 lm/W
- Colour reproduction (CRI): 82
- Warranty: 2 years
- Lighting direction: rotating articulated arm, tilt and swivel head
- Switch: on the cable
- Cable length: 200 cm
- Height: max. 80 cm
- Material: chromed steel, aluminium

Article number	Article name	Colour	EAN Code	EA
400092123	SUCCESS 80 CHROM	Chrome	3595560014255	1

/ SUCCESS 80 / SUCCESS 66



Timeless architect's lamp for a light bulb of your choosing

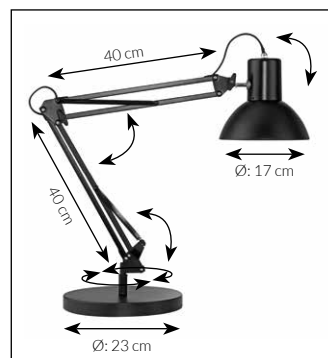


Timeless: Lamps in the SUCCESS series have been designed around the classic style of an architect's lamp. The lampshade has an interior enamel coating to ensure light is optimally focused.

Various mounting options: SUCCESS is delivered with a sturdy stand and space-saving attachment mount (for desktops up to 55 mm thick) as standard. This allows you to flexibly decide which mounting method is best for your workspace.

Moveable: The rotating double-articulated arm with balancing spring ensures a wide range of motion. The head can tilt and swivel and the base joint rotates 360°. The metal pipe arm makes the lamp exceptionally robust.

Available in two heights: 80 cm and 66 cm



Dimensions Success 80



TECHNICAL DATA



- E27 bulb not included
- Warranty: 2 years
- Lighting direction: rotating articulated arm, tilt and swivel head
- Switch: on the cable
- Cable length: 200 cm
- Height: SUCCESS 80: max. 80 cm
SUCCESS 66: max. 66 cm
- Material: epoxy coated steel, aluminium

Article number	Article name	Colour	EAN Code	EA
400093579	SUCCESS 80	Black	3595560014613	1
400093610	SUCCESS 80	White	3595560014156	1
400093600	SUCCESS 66	Black	3595560014552	1

SWINGO LED



Compact and flexible with three articulated joints

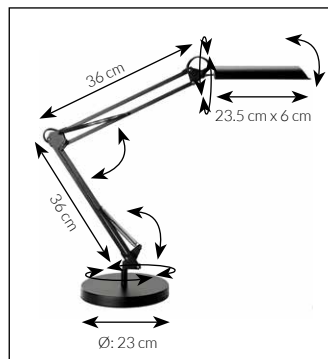


Variable: Three different light intensities can be selected using dimmer switch on the lamp head in order to adjust the lighting to changing conditions.

Moveable: Thanks to the double-jointed arm with balancing spring, the SWINGO LED can be easily moved to any position. A tilt and swivel head and rotating joint (360°) in the base further increase the lamp's range of motion.

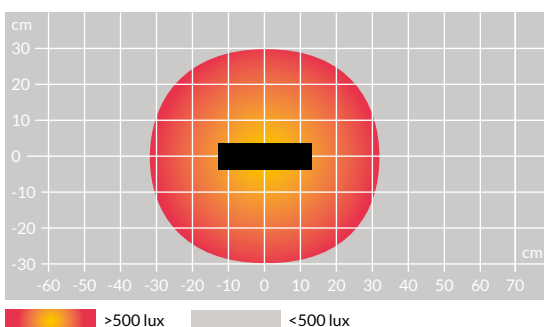
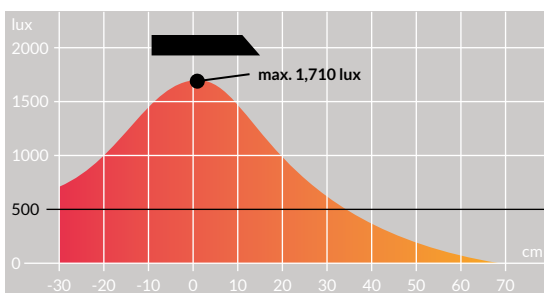
Efficiency: The highly efficient LED module produces a large amount of light with minimal energy consumption, as demonstrated by its efficacy of 120 lm/W.

Stable: The lamp comes with two mounting options: a heavy base (2.3 kg) and a table clamp (max. 55 mm desktop thickness).



TECHNICAL DATA

Light distribution curves



- Integrated LED module, non-replaceable
- Power: 11 W
- Average lifespan: 50,000 hours
- Light intensity: 1,710 lux at 35 cm from the work surface
- Colour temperature: 3,000 K
- Weighted energy consumption: 10 kWh/1,000 hrs
- Luminous efficacy: 120 lm/W
- Colour reproduction (CRI): 82
- Warranty: 2 years
- Lighting direction: rotating articulated arm, tilt and swivel head
- Switch: front of the lamp head
- Cable length: 180 cm
- Height: adjustable between 20 and 70 cm
- Material: epoxy coated steel, aluminium, plastic (ABS)



400093838

Article number	Article name	Colour	EAN Code	EA
400093838	SWINGO LED	Black	3595560016495	1
400093839	SWINGO LED	White	3595560016570	1

/ MAGIC

Sophisticated design combined with modern technology



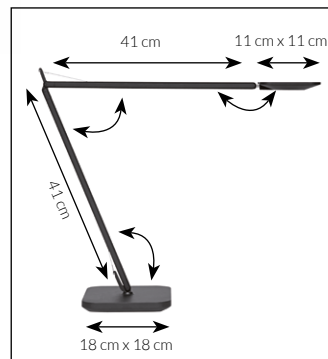
Lightness: A slender form gives this lamp a feeling of elegance and lightness. Delicate wires stabilize the joints in each position and allow for fluid movements.

Moveable: The lamp head can be moved in all directions and an arm with two joints that can swivel 360° at its base provide a wide range of motion for orienting the lamp just as you need it.

Changeable: A dimmer switch on the lamp head allows the brightness to be adjusted as needed. MAGIC remembers the last setting used when you next turn it on.

Energy-saving: A long-lasting LED module provides excellent lighting performance with low energy consumption. The lamp switches itself off automatically after five hours, thus further saving energy.

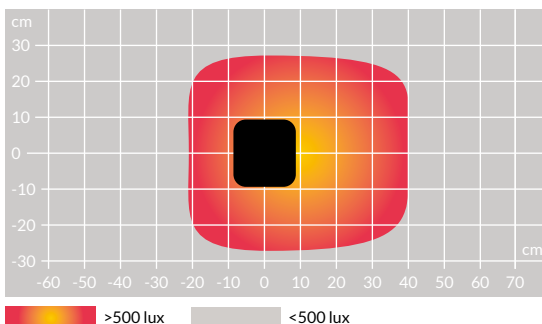
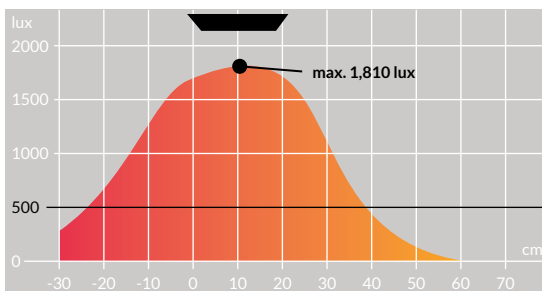
Health: Integrated lenses distribute the light asymmetrically across the work surface to ensure a high degree of visual comfort.



Decorative wires hold the lamp in chosen position

TECHNICAL DATA

Light distribution curves



- Integrated LED module, non-replaceable
- Power: 8.4 W
- Average lifespan: 40,000 hours
- Light intensity: 1,810 lux at 35 cm from the work surface
- Colour temperature: 3,000 K
- Weighted energy consumption: 7 kWh/1,000 hrs
- Luminous efficacy: 100 lm/W
- Colour reproduction (CRI): 84
- Warranty: 2 years
- Lighting direction: articulated arm, tilt and swivel head
- Switch: on the lamp head
- Cable length: 200 cm
- Height: adjustable, 30 to 80 cm
- Material: aluminium, plastic (ABS)



400016681

Article number	Article name	Colour	EAN Code	EA
400016681	MAGIC	Black	3595560002238	1



/ VICKY

Homely design with USB charging option



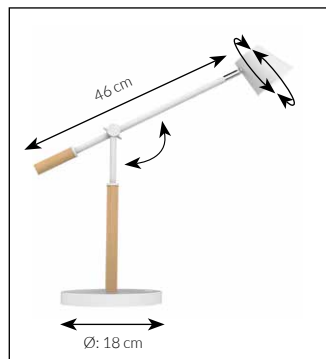
Design: The use of beechwood in combination with painted metal gives this desk lamp a businesslike, yet homely, touch. This makes VICKY ideal for working at home. The beechwood is sourced from sustainable forestry.

USB port: The base of the lamp features an integrated USB port for charging small devices such as smartphones or speakers (USB 2.0, type A, 5 V, max. 1 A).

Dimmer function: A switch on the base allows you to switch between three different brightness levels.

Efficiency: The high-quality LED module provides glare- and flicker-free light with an excellent luminous efficacy of 120 lm/W.

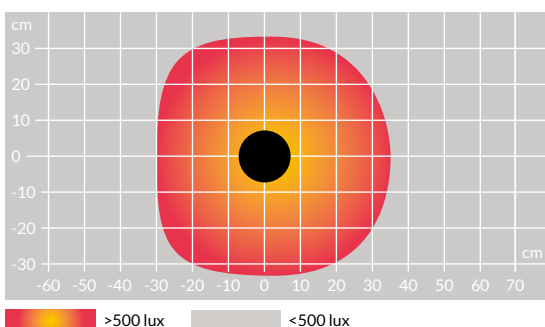
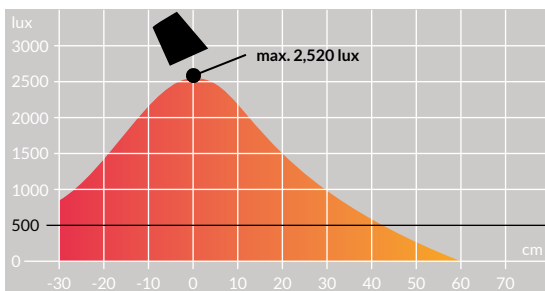
Available in two colours: White beech and black beech



USB charging port in the base

TECHNICAL DATA

Light distribution curves



- Integrated LED module, non-replaceable
- Power: 11 W
- Average lifespan: 50,000 hours
- Light intensity: 2,520 lux at 35 cm from the work surface
- Colour temperature: 3,000 K
- Weighted energy consumption: 9 kWh/1,000 hrs
- Luminous efficacy: 120 lm/W
- Colour reproduction (CRI): 82
- Warranty: 2 years
- Lighting direction: arm joint with locking screw, head with tilt and 360° swivel
- Switch: on base
- Cable length: 190 cm
- Height: 18 to 53 cm
- Material: epoxy coated steel, beechwood



400110084



400153732

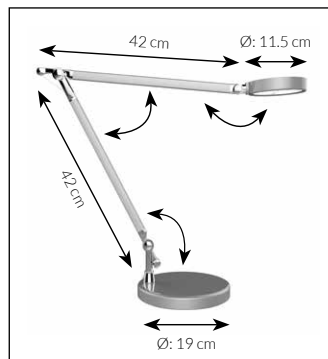
Article number	Article name	Colour	EAN Code	EA
400110084	VICKY	White beech	3595560028139	1
400153732	VICKY	Black beech	3595560032099	1



Variable: Depending on the activity and time of day, a touch switch on the lamp head can be used to change between four different light intensities. The colour temperatures can be adjusted to any value or set to one of three presets (3,000, 4,500 and 6,500 K). The last used settings is automatically saved.

Moveable: Thanks to the two-part arm, SENZA offers excellent flexibility. Three spring joints provide fluid motion for optimal positioning. The lamp can be rotated on its base around 360°. The head can also tilt and swivel.

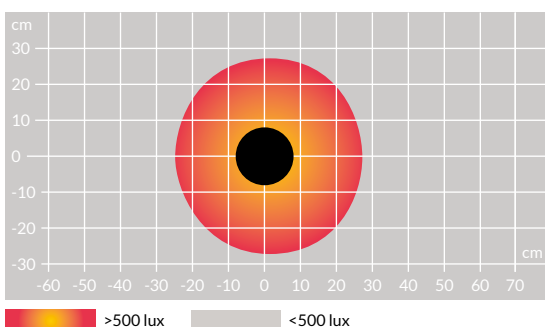
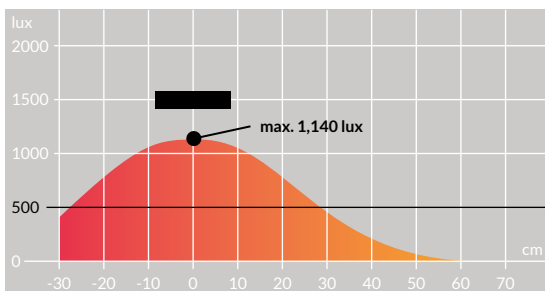
Efficient: Exceptionally high luminous efficacy of 130 lm/W and a long service life make this LED module truly stand out. It produces glare-free and flicker-free light for excellent visual comfort.



Easy to reach controls on the lamp head

TECHNICAL DATA

Light distribution curves



- Integrated LED module, non-replaceable
- Power: 8 W
- Average lifespan: 50,000 hours
- Light intensity: 1,140 lux at 35 cm from the work surface
- Colour temperature: 3,000, 4,500 and 6,500 K
- Weighted energy consumption: 7 kWh/1,000 hrs
- Luminous efficacy: 130 lm/W
- Colour reproduction (CRI): 86
- Warranty: 2 years
- Lighting direction: rotating articulated arm, tilt and swivel head
- Switch: on the lamp head
- Cable length: 190 cm
- Height: adjustable between 25 and 80 cm
- Material: steel, aluminium, plastic (ABS)



400092054

Article number	Article name	Colour	EAN Code	EA
400092054	SENZA	Metallic grey	3595560014286	1



Variable: A touch dimmer on the base of the lamp allows the brightness to be adjusted to any level and the colour temperature changed to one of four different settings. This means that you can adjust the light according to your personal preferences, changing light conditions throughout the day, and depending on the activity. The last used setting is automatically saved.

Charging function: The base of the lamp features an inductive charging pad (5 W) and a USB port (USB 2.0, type A, 5 V, max. 1 A). This can be used to conveniently charge smartphones and other small electronics.

Powerful: LINKA delivers a powerful 1,695 lux at 35 cm from the work surface. The integrated diffusor ensures even light distribution to ensure a constantly high degree of visual comfort.

Energy-saving: The highly efficient LED module has a luminous efficacy of 111 lm/W. The dimmer function guarantees that only the amount of light and electricity needed is actually produced and consumed. A timer button activates an automatic shut-off feature that turns off the lamp after one or two hours, further saving energy.

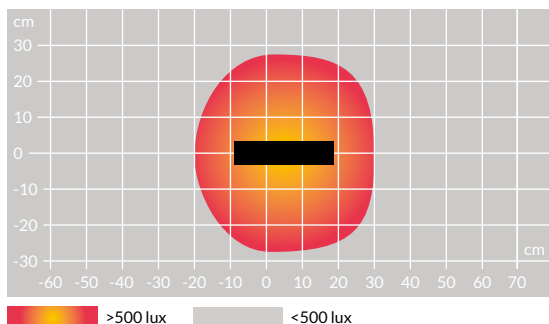
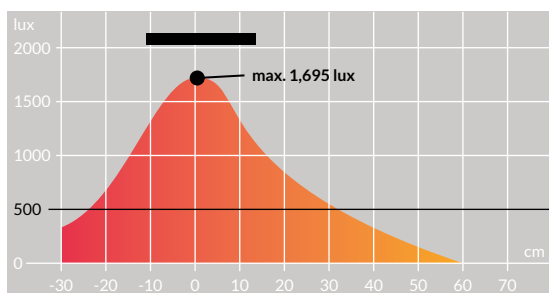
Compact: The lamp can be tilted at both the head and base and can be folded down flat for easy storage as required.



Can be folded flat for easy transport or storing away at the end of the day when working from home

TECHNICAL DATA

Light distribution curves



>500 lux <500 lux

- Integrated LED module, non-replaceable
- Power: 6.4 W
- Average lifespan: 50,000 hours
- Light intensity: 1,695 lux at 35 cm from the work surface
- Colour temperature: 2,800, 3,400, 4,500 and 5,600 K
- Weighted energy consumption: 5 kWh/1,000 hrs
- Luminous efficacy: 111 lm/W
- Colour reproduction (CRI): 82
- Warranty: 2 years
- Lighting direction: arm and head can tilt
- Switch: on base
- Cable length: 100 cm
- Height: 22 to 35 cm
- Material: plastic (ABS), aluminium



400124484

Article number	Article name	Colour	EAN Code	EA
400124484	LINKA	Black	3595560029402	1



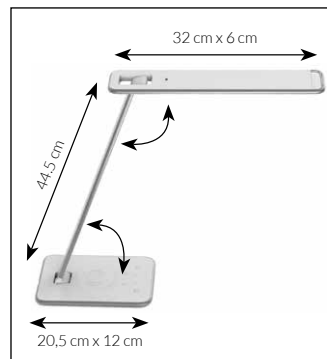
Variable: A touch dimmer on the base of the lamp allows the brightness to be adjusted to any level and the colour temperature changed to one of three different settings. This means that you can adjust the light according to your personal preferences, changing light conditions throughout the day, and depending on the activity. The last used setting is automatically saved.

Charging function: The base of the JAZZ features an integrated inductive charging pad (5 W). Other devices can be charged using the USB port in the base (USB 2.0, type A, 5 V, max. 1 A).

Smart: The light sensor can gradually alter the brightness up and down in accordance with the ambient lighting for greater visual comfort. The sensor also automatically turns off the optional nightlight settings as daylight increases.

Efficient: JAZZ delivers a powerful 1,030 lux at 35 cm from the work surface. The high-efficiency LED module has a luminous efficacy of 139 lm/W. A timer switch for automatically turning off the light also helps save energy.

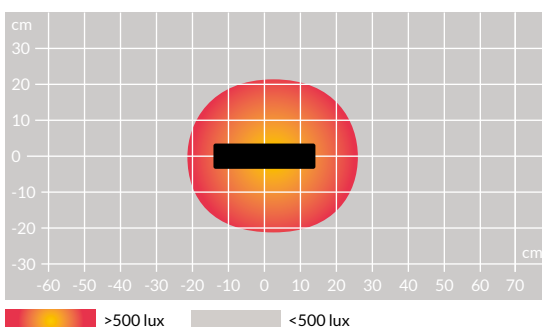
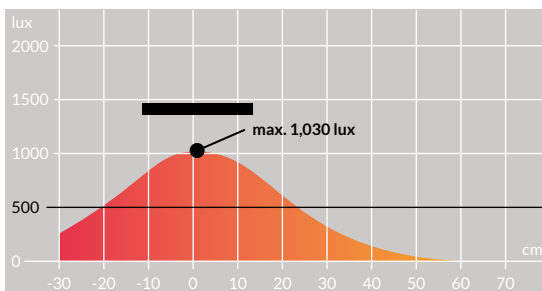
Compact: JAZZ can be tilted at both the head and base and can be folded down flat for easy storage as needed.



Inductive charging pad in the base

TECHNICAL DATA

Light distribution curves



>500 lux <500 lux

- Integrated LED module, non-replaceable
- Power: 13.7 W
- Average lifespan: 50,000 hours
- Light intensity: 1,030 lux at 35 cm from the work surface
- Colour temperature: 3,000, 4,000 and 5,000 K
- Weighted energy consumption: 13 kWh/1,000 hrs
- Luminous efficacy: 139 lm/W
- Colour reproduction (CRI): 80
- Warranty: 2 years
- Lighting direction: arm and head can tilt
- Switch: on base
- Cable length: 160 cm
- Height: 35 to 45 cm
- Material: plastic (ABS), aluminium



400093836

Article number	Article name	Colour	EAN Code	EA
400093836	JAZZ	White	3595560016327	1

TERRA

Compact, robust, mobile

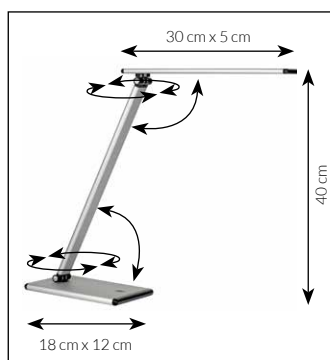


Moveable: The joint at the base can be tilted and rotates 30° in either direction. The long lamp head can also swivel 120° as well as tilt.

Compact: This robust lamp can be folded down to save space when transporting. The slender, yet study base will fit onto any small desktop.

Dimmable: A switch on the base allows you to switch between four different brightness settings. This allows the light output to be adjusted to the changing light conditions throughout the day.

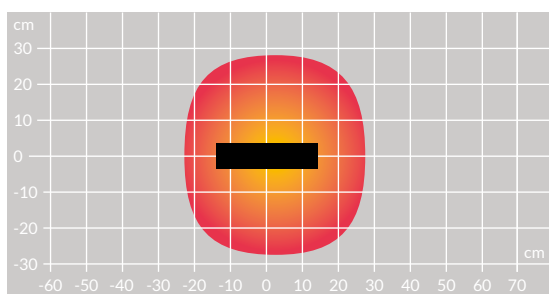
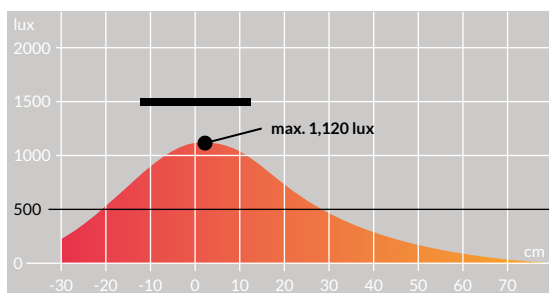
Visual comfort: The modern LED technology used in the TERRA lamp guarantees a high degree of visual comfort without any glare or flicker. A luminous efficacy of 134 lumen per Watt is proof of its high efficiency.



Folds down flat for easy storage and transportation

TECHNICAL DATA

Light distribution curves



>500 lux <500 lux

- Integrated LED module, non-replaceable
- Power: 8.3 W
- Average lifespan: 40,000 hours
- Light intensity: 1,120 at 35 cm from the work surface
- Colour temperature: 3,300 K
- Weighted energy consumption: 7 kWh/1,000 hrs
- Luminous efficacy: 134 lm/W
- Colour reproduction (CRI): 82
- Warranty: 2 years
- Lighting direction: tilt and swivel head, articulated arm
- Switch: on base
- Cable length: 200 cm
- Height: 30 to 40 cm
- Material: aluminium, plastic (ABS)



400077409

Article number	Article name	Colour	EAN Code	EA
400077409	TERRA	Metallic grey	3595560012855	1

Powerful lamp with an elegant glass base



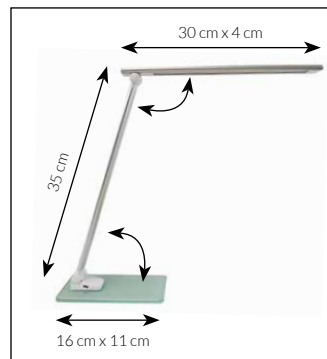
Variable: With this lamp, all lighting settings can be controlled via a switch on the base: Pressing briefly on the switch adjusts the colour temperature, and a long press adjusts the brightness to any level. This means the light output can be conveniently adjusted to the ambient lighting throughout the day and for different activities.

Uncomplicated: POPY can be powered via a standard European plug or via a USB connection.

Versatile: A nightlight integrated into the base makes this desk lamp an attractive option for use elsewhere in the home.

Robust: The glass base is break-resistant and 1 cm thick. Its weight ensures it has good stability. POPY is flat and foldable and therefore easy to store.

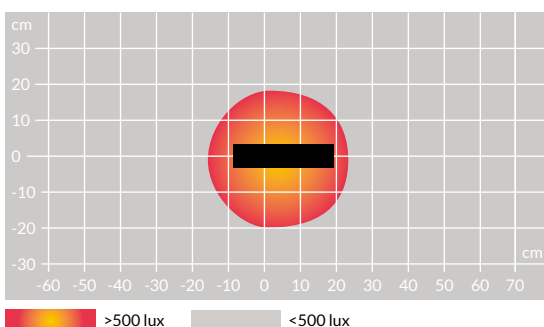
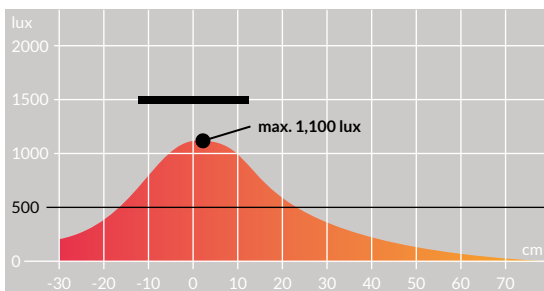
Available in two colours: White and black



Nightlight integrated into the glass base

TECHNICAL DATA

Light distribution curves



- Integrated LED module, non-replaceable
- Power: 6 W
- Average lifespan: 50,000 hours
- Light intensity: 1,100 at 35 cm from the work surface
- Colour temperature: 3,000, 4,000 and 6,000 K
- Weighted energy consumption: 5 kWh/1,000 hrs
- Luminous efficacy: 120 lm/W
- Colour reproduction (CRI): 81
- Warranty: 2 years
- Lighting direction: arm and head can tilt
- Switch: on base
- Cable length: 150 cm
- Height: 25 to 35 cm
- Material: glass, aluminium



400124478



400153693

Article number	Article name	Colour	EAN Code	EA
400124478	POPY	White	3595560029433	1
400153693	POPY	Black	3595560031665	1

/VISIOLIGHT

Perfect lighting for videocalls



Carefully designed: Video conferencing light with clamp attachment for easily attaching to a laptop or monitor with a thickness between 0.5 and 3 cm. The lamp head can be swiveled 120° and used as a spotlight during a videocall or as a desk lamp. Power is supplied via USB (5 V / 1 A), e.g. via a laptop port, meaning that no additional plug is needed.

Easy on the eyes: The LEDs are mounted to provide indirect light distribution so that your eyes do not get irritated. A diffuser further reduces the risk of glare and ensures pleasant direct illumination.

Variable: The brightness is fully adjustable, the colour temperature can be set to three different levels. This allows you to adjust the light output to suit your complexion.

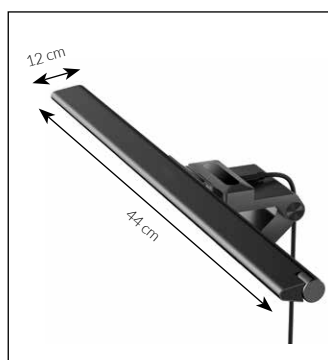


Home
office
tip



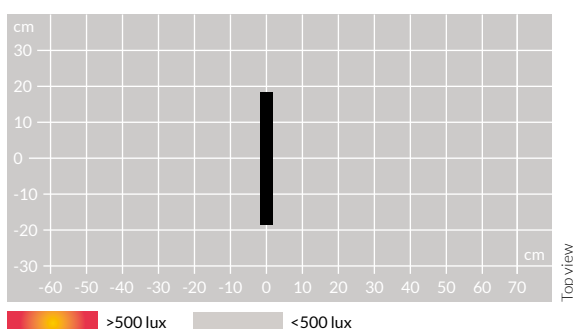
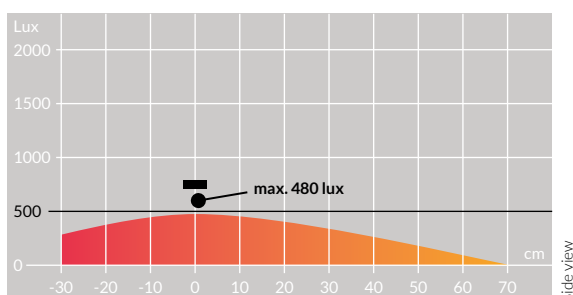
without

with



TECHNICAL DATA

Light distribution curves



- Integrated LED module, non-replaceable
- Power: 5 W
- Average lifespan LED: 30,000 hours
- Light intensity: 480 lux at 35 cm from the work surface
- Colour temperature: 3,000, 3,800 and 5,000 K
- Weighted energy consumption: 6 kWh/1,000 hrs
- Luminous efficacy: 100 lm/W
- Colour reproduction (CRI): > 80
- Warranty: 2 years
- Switch: on the lamp head
- Cable length: 120 cm
- Material: plastic (ABS), aluminum



400153723

Article number	Article name	Colour	EAN Code	EA
400153723	VISIOLIGHT	Black	3595560031887	1

/ TRAVELIGHT



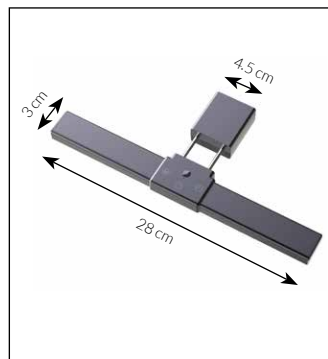
Good lighting for your keyboard and surroundings

Mobile working: Compact and lightweight, this lamp can be easily taken with you wherever you need to work on your laptop: at the office, at home, on the train or on the plane. TRAVELIGHT has a flexible clip so that it can be attached to all screens between 0.5 and 3 cm thick without any screws or adhesives. A fabric cover is provided for storage and protection during transport.

Perfect illumination: The ability to adjust the brightness and colour temperature (warm, neutral, cold) allows you to adapt the light output to your task and the time of day. Cold light increases concentration and performance, warm light provides a feeling of coziness and relaxation.

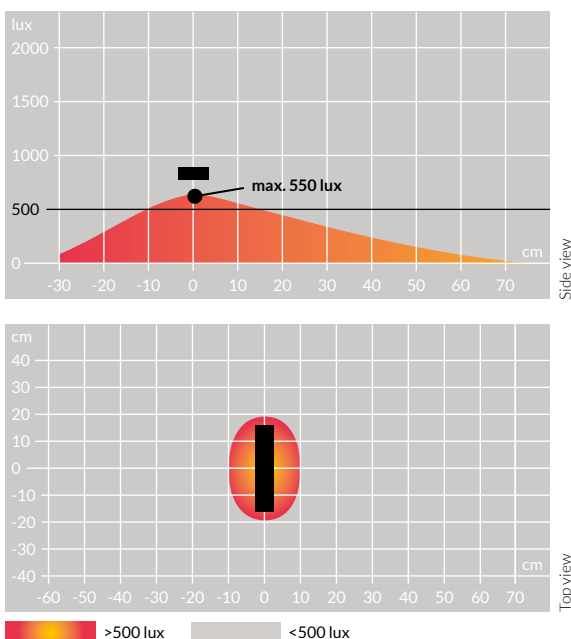
Intelligent: Thanks to a light sensor, the light automatically adjusts to changes in the ambient lighting conditions to ensure a constant high level of visual comfort. The asymmetric light distribution ensures the entire keyboard is illuminated, whilst avoiding any annoying reflections on the screen.

USB: Power is supplied via a USB connection (5 V / 1 A) using the included USB cable. TRAVELIGHT can be powered using e.g. a port on your laptop, a charging device, or a powerbank. Optionally, the lamp can be set to turn off automatically after 40 minutes to avoid unnecessary power consumption.



TECHNICAL DATA

Light distribution curves



- Integrated LED module, non-replaceable
- Power: 4 W
- Average lifespan: approx. 30,000 hours
- Light intensity: 550 lux at 35 cm from the work surface
- Colour temperature: 2,700 to 6,500 K
- Weighted energy consumption: 3 kWh/1,000 hrs
- Luminous efficacy: 100 lm/W
- Colour reproduction (CRI): > 80
- Warranty: 2 years
- Switch: on the lamp head
- Cable length: 100 cm
- Material: plastic (ABS), aluminium



400140802

Article number	Article name	Colour	EAN Code	EA
400140802	TRAVELIGHT	Black	3595560030347	1

NELLY

Powerful and mobile




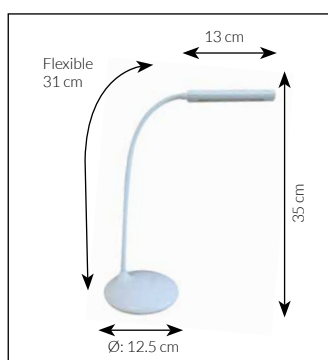
Rechargeable battery: Thanks to the integrated 2,400 mAh rechargeable battery, this lamp can be flexibly used anywhere. NELLY can be charged permanently powered via a USB connection. The powerful battery lasts for seven hours at a medium brightness settings, the charging time is around four hours (from fully discharged). A red indicator light on the base lights up to indicate that the battery is being charged and turns off once it is fully charged.

Compact: The flexible arm can be positioned in any direction. It can be rolled up to save space when transporting. Weighing just 240 g, NELLY is easy to take with you in your laptop bag or luggage.

Powerful: This battery-powered lamp delivers a powerful 1,100 lux at 35 cm from the work surface.

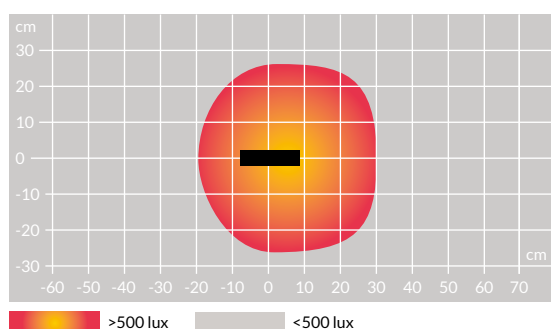
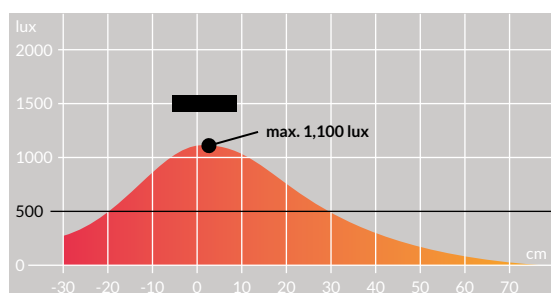
Variable: A soft touch switch on the base allows you to alter the brightness. The colour temperature can be changed with a short, light press of the switch. Pressing longer allows you to fully adjust the brightness.

Robust: The smooth rubber coating protects the bendable metal arm. The robust base ensures the lamp's stability.



TECHNICAL DATA

Light distribution curves



- Integrated LED module, non-replaceable
- Power: 7.8 W
- Average lifespan: 20,000 hours
- Light intensity: 1,100 lux at 35 cm from the work surface
- Colour temperature: 3,000, 4,000 and 6,000 K
- Weighted energy consumption: 3 kWh/1,000 hrs
- Luminous efficacy: 134 lm/W
- Colour reproduction (CRI): 81
- Warranty: 2 years
- Lighting direction: flexible arm
- Switch: on base
- Cable length: 120 cm
- Height: max. 25 to 35 cm
- Material: rubber-coated metal, plastic (ABS)



400124483

Article number	Article name	Colour	EAN Code	EA
400124483	NELLY	White	3595560029372	1

/ GALY 1800

Good light everywhere, no cables, no plug



Mobile working: Wireless and lightweight at just 360 g, this battery-powered lamp is easily taken from one workspace to the next, whether in an open space, at home or on the go.

Compact: GALY rolls up to save space in storage and traveling.

Powerful: The 1,800 mAh battery lasts for more than three hours and can be recharged in just two and half hours using the included USB cable.

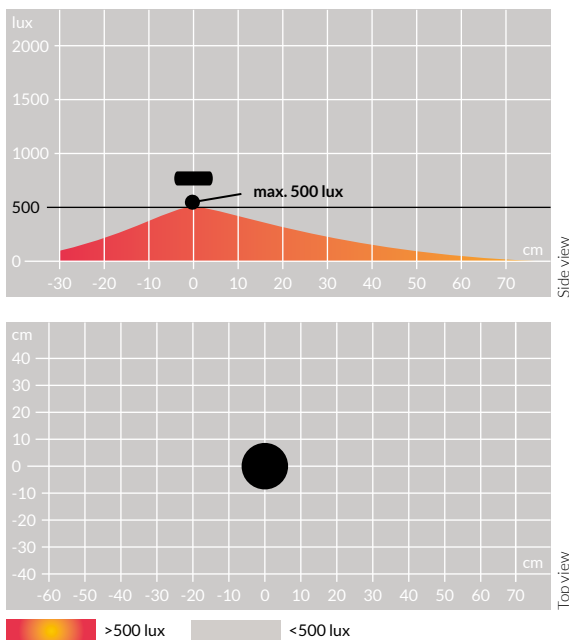
Moveable arm: The arm is flexible in all directions for precisely orienting the light.

Dimmer function: Hold down the switch on the base to dim the brightness.



TECHNICAL DATA

Light distribution curves



- Integrated LED module, non-replaceable
- Power: 2 W
- Average lifespan: approx. 50,000 hours
- Light intensity: 500 lux at 28 cm from the work surface
- Colour temperature: 3,600 K
- Weighted energy consumption: 3 kWh/1,000 hrs
- Luminous efficacy: 100 lm/W
- Colour reproduction (CRI): > 80
- Warranty: 2 years
- Switch: on base
- Cable length: 100 cm
- Height: adjustable between 25 and 30 cm
- Material: plastic (ABS), metal, gumming



400132274

Article number	Article name	Colour	EAN Code	EA
400132274	GALY 1800	White	3595560030163	1

/ LUCY

Variable in alignment and power supply



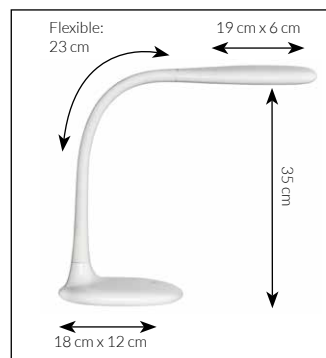
Flexible: A variable plug allows this luminaire to be supplied with power via a normal socket as well as a USB connection. The power supply unit on the cable can be removed in order to thread the power cable through narrow openings.

Adaptable: A dimmer switch at the base of the luminaire allows the lighting to be optimally adapted to changing individual needs. Three different settings are possible for light intensity and colour temperature.

Efficient: A very efficient LED module provides a good luminous efficacy and ensures high visual comfort without glare.

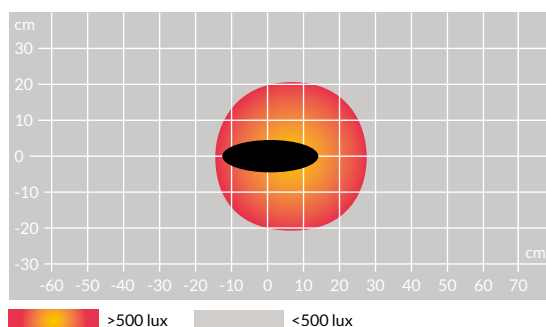
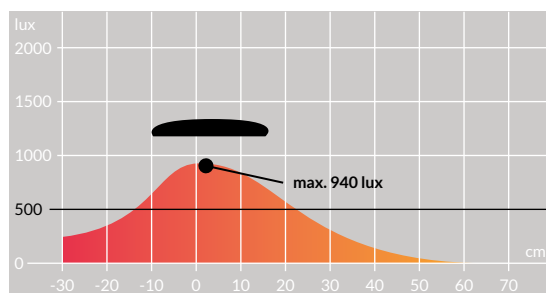
Modern: With its clear round shapes, LUCY fits easily into any working environment. The bendable arm enables easy handling for optimal alignment of the light at the workplace. The elongated lamp head ensures good light distribution on the work surface.

Available in two colours: Black and white



TECHNICAL DATA

Light distribution curves



- Integrated LED module, non-replaceable
- Power: 6.8 W
- Average lifespan: 30,000 hours
- Light intensity: 940 lux at 35 cm from the work surface
- Colour temperature: 3,000, 4,200 and 5,000 K
- Weighted energy consumption: 3 kWh/1,000 hrs
- Luminous efficacy: 120 lm/W
- Colour reproduction (CRI): 84
- Warranty: 2 years
- Lighting direction: flexible arm
- Switch: on base
- Cable length: 150 cm
- Height: 22 to 35 cm adjustable
- Material: plastic (ABS), metal, gumming



400093614



400093640

Article number	Article name	Colour	EAN Code	EA
400093614	LUCY	White	3595560014675	1
400093640	LUCY	Black	3595560014705	1



Flexibility: The arm has a flexible end so it can be easily moved into any position. The shape of the lamp head additionally helps ensure good light distribution across the work surface.

Visual comfort: The efficient LED module has a good luminous efficacy of 120 lm/W and delivers flicker-free light. An opaque diffusor prevents glare.

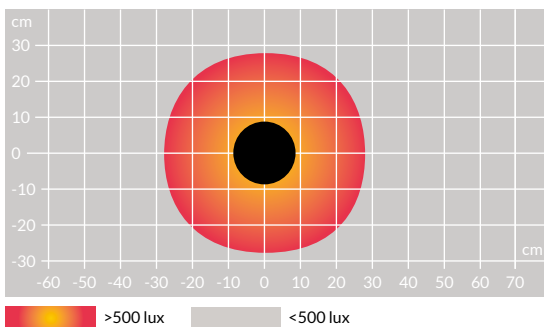
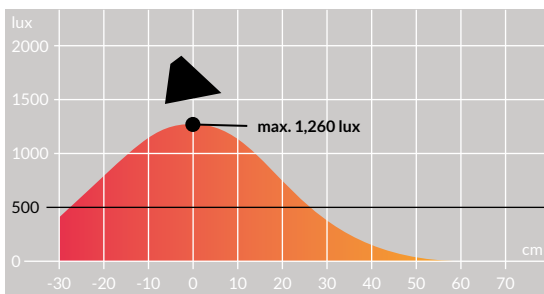
Space-saving: The compact base will fit onto any small desktop.

Available in two colours: Black and white



TECHNICAL DATA

Light distribution curves



- Integrated LED module, non-replaceable
- Power: 7.4 W
- Average lifespan: 20,000 hours
- Light intensity: 1,260 at 35 cm from the work surface
- Colour temperature: 3,000 K
- Weighted energy consumption: 6 kWh/1,000 hrs
- Luminous efficacy: 120 lm/W
- Colour reproduction (CRI): 82
- Warranty: 2 years
- Lighting direction: flexible arm
- Switch: on the cable
- Cable length: 180 cm
- Height: 30 to 45 cm
- Material: rubber-coated metal, plastic (ABS)




400077402



400077404

Article number	Article name	Colour	EAN Code	EA
400077402	SOL	Black	3595560012794	1
400077404	SOL	White	3595560012800	1

EASY
Easy to position



USB charging function: The base has an integrated USB charging port (2.0, type A, 5 V, max. 1 A) for conveniently charging smartphones and other small devices.

Positioning: The upper part of the rubber-coated metal arm is flexible. This allows the light to be easily positioned where you need it.

Dimmer function: An easy to reach touch switch on the base allows you to switch between three different brightness levels, allowing you to adjust the light output to different activities and requirements.

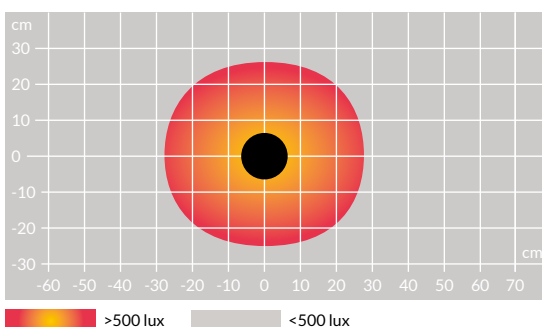
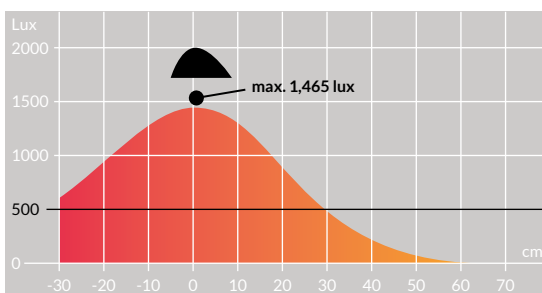
Compact: The compact base will fit onto any small desktop.



USB charging port in the base

TECHNICAL DATA

Light distribution curves



- Integrated LED module, non-replaceable
- Power: 10.4 W
- Average lifespan: 50,000 hours
- Light intensity: 1,465 lux at 35 cm from the work surface
- Colour temperature: 3,000 K
- Weighted energy consumption: 9 kWh/1,000 hrs
- Luminous efficacy: 120 lm/W
- Colour reproduction (CRI): 84
- Warranty: 2 years
- Lighting direction: flexible arm
- Switch: on base
- Cable length: 160 cm
- Height: 30 to 48 cm adjustable
- Material: plastic (ABS), metal, gumming



400093833

Article number	Article name	Colour	EAN Code	EA
400093833	EASY	Black	3595560015580	1

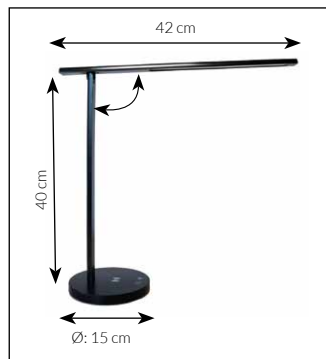


Extravagance: The unusual design with straight, slender lines and the compact, yet sturdy base, give this lamp an extravagant look that is also unobtrusive and timeless.

Charging function: The base of the lamp features an inductive charging pad (5 W) and a USB port (USB 2.0, type A, 5 V, max. 1 A) for charging smart-phones and other small devices.

Adjustment options: A tactile switch on the base of the lamp allows you to adjust the light settings to changing conditions and for different activities. Three different brightness levels are available to choose from. The colour temperatures can be adjusted to one of three levels from warm white to cold white (3,000, 4,000 and 6,000 K).

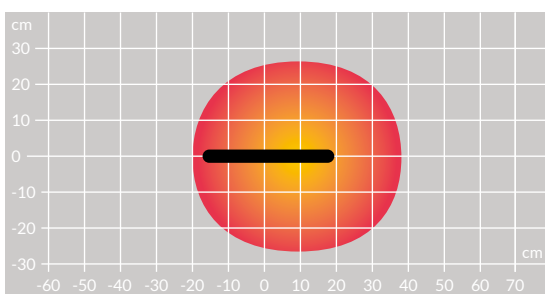
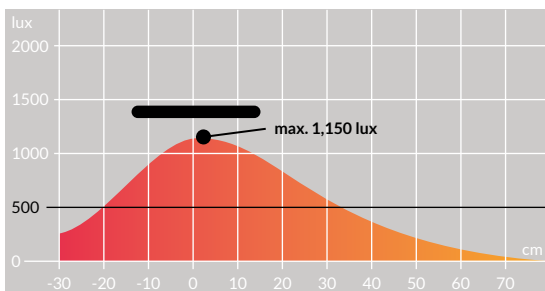
Performance: The powerful 8.2 W LED module provides a light intensity of 1,150 lux at a distance of 40 cm from the work surface. The module has a luminous efficacy of 100 lm/W, meaning it is also highly efficient and energy saving.



Inductive charging pad in the base

TECHNICAL DATA

Light distribution curves



>500 lux <500 lux

- Integrated LED module, non-replaceable
- Power: 8.2 W
- Average lifespan: 30,000 hours
- Light intensity: 1,150 lux at 40 cm from the work surface
- Colour temperature: 3,000, 4,000 and 6,000 K
- Weighted energy consumption: 7 kWh/1,000 hrs
- Luminous efficacy: 100 lm/W
- Colour reproduction (CRI): 81
- Warranty: 2 years
- Lighting direction: tilt arm
- Switch: on base
- Cable length: 180 cm
- Height: 40 cm
- Material: plastic (ABS), aluminium



400124560

Article number	Article name	Colour	EAN Code	EA
400124560	DIVA	Black	3595560029495	1

/ JACK

Variable light settings and USB charging option

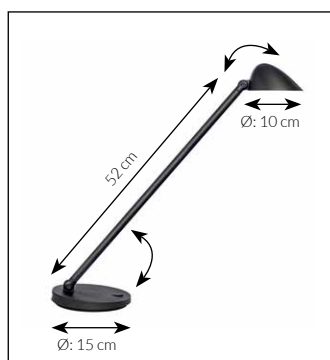


Charging function: The base of the lamp features an integrated USB port (USB 2.0, type A, 5 V, max. 1 A) for conveniently charging smartphones and other small devices.

Variability: A push button on the base allows you to switch between four brightness levels and three colour temperatures as necessary for the activity at hand. White light is recommended for tasks requiring maximum concentration. Warm light, on the other hand, is suitable for relaxed conversations. JACK provides you with perfect illumination.

Design: Chic and elegant lines characterize this lamp. The shade has an elliptical shape that ensures good distribution of the light across the work surface. The compact base will fit onto any small desktop.

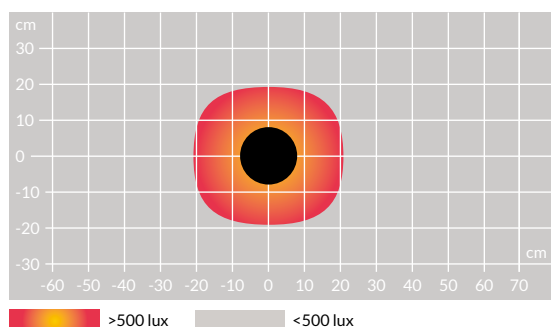
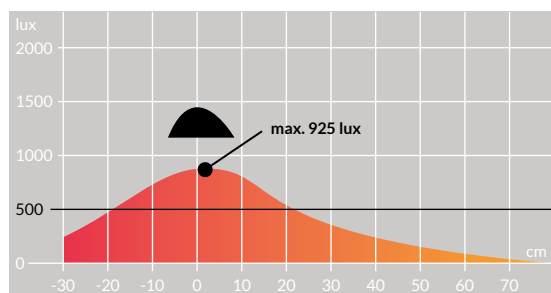
Energy-saving: The long-lasting and efficient LED module has a luminous efficacy of 108 lm/W. It delivers flicker-free light and avoids any glare, thus helping your eyes stay relaxed.



USB charging port in the base

TECHNICAL DATA

Light distribution curves



- Integrated LED module, non-replaceable
- Power: 6.2 W
- Average lifespan: 40,000 hours
- Light intensity: 925 lux at 35 cm from the work surface
- Colour temperature: 3,000, 3,500 and 4,000 K
- Weighted energy consumption: 6 kWh/1,000 hrs
- Luminous efficacy: 108 lm/W
- Colour reproduction (CRI): 82
- Warranty: 2 years
- Lighting direction: tilt arm and head
- Switch: on base
- Cable length: 200 cm
- Height: 25 to 58 cm
- Material: plastic (ABS)



400077430

Article number	Article name	Colour	EAN Code	EA
400077430	JACK	Black	3595560012862	1

/ SENSATION

Asymmetric for wide light distribution

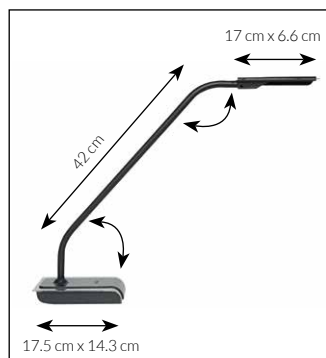


Ergonomic: The asymmetric light distribution increases the size of the illuminated areas. This reduces glare and is easier on the eyes.

Energy-saving: In order to avoid the lamp being turned on when light is not required, this lamp features a motion sensor on the lamp head. It will automatically turn off if no motion is detected in the work area for a period of 15 minutes. The LED module is efficient and long-lasting.

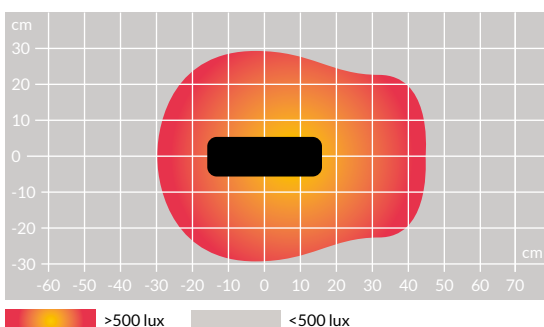
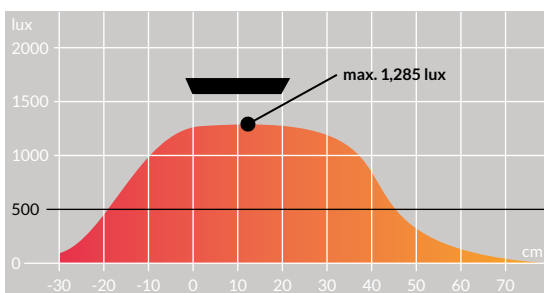
Flexible: Two joints in the lamp arms allows the light to be optimally positioned. The head and base are made of transparent acrylic glass to give the lamp a modern appearance.

Dimmable: The touch dimmer on the lamp head allows the brightness of the lamp to be adjusted as needed. The last used setting is automatically saved.



TECHNICAL DATA

Light distribution curves



- Integrated LED module, non-replaceable
- Power: 8.2 W
- Average lifespan: 40,000 hours
- Light intensity: 1,285 lux at 35 cm from the work surface
- Colour temperature: 3,000 K
- Weighted energy consumption: 9 kWh/1,000 hrs
- Luminous efficacy: 100 lm/W
- Colour reproduction (CRI): 82
- Warranty: 2 years
- Lighting direction: tilt arm and head
- Switch: on base
- Cable length: 200 cm
- Height: 38 to 52 cm
- Material: plastic (ABS), rubber-coated metal, acrylic



100340449

Article number	Article name	Colour	EAN Code	EA
100340449	SENSATION	Black	3595560015573	1

RUMBA LED

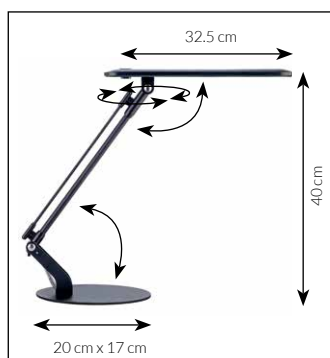
Compact with high luminous efficacy



Space-saving: RUMBA LED is a compact lamp that takes up very little space on your desk. The switch on the lamp head is easy to reach for turning the lamp on and off at any time.

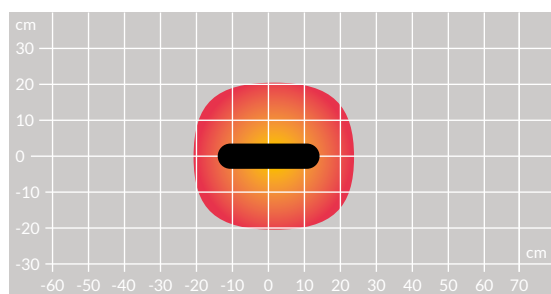
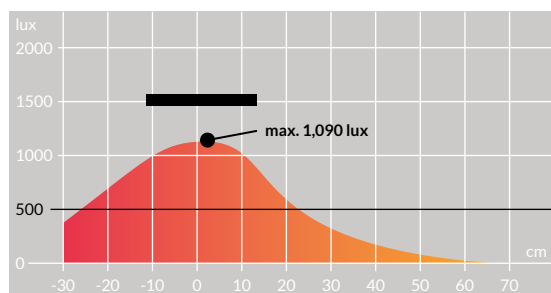
Moveable: The long lamp head provides good light distribution across the work surface and can also swivel 360° as well as tilt. The head and arm can also tilt. This gives you plenty of flexibility for positioning the light. A heavy metal base provides the necessary stability.

Energy-saving: The integrated long-lasting and efficient LED module has a luminous efficacy of 135 lm/W. It provides an exceptionally pleasant flicker-free light.



TECHNICAL DATA

Light distribution curves



- Integrated LED module, non-replaceable
- Power: 5.2 W
- Average lifespan: 50,000 hours
- Light intensity: 1,090 lux at 35 cm from the work surface
- Colour temperature: 4,000 K
- Weighted energy consumption: 5 kWh/1,000 hrs
- Luminous efficacy: 135 lm/W
- Colour reproduction (CRI): 82
- Warranty: 2 years
- Lighting direction: tilt arm and head
- Switch: on the lamp head
- Cable length: 180 cm
- Height: 40 cm
- Material: epoxy coated metal, plastic (ABS)



400093720

Article number	Article name	Colour	EAN Code	EA
400093720	RUMBA LED	Black	3595560015443	1

/ MINI-ZOOM

Small and easy to hold with powerful magnifying effect



Magnifying glass: The MINI-ZOOM magnifying glass has a diameter of 9.5 cm and does not show any blurring around the edges of the lens. Magnification of three diopters equates to a magnification factor of 1,75. The additional inset lens can be used on the lens to provide magnification of 12 diopters, which equates to a factor of 7.

Light intensity: The cold white light is ideal for making details easy to see and helps with concentration. The long-lasting and powerful 5.9 W LED module outputs a light intensity of more than 1,800 lux. It also offers excellent luminous efficacy and low energy consumption.

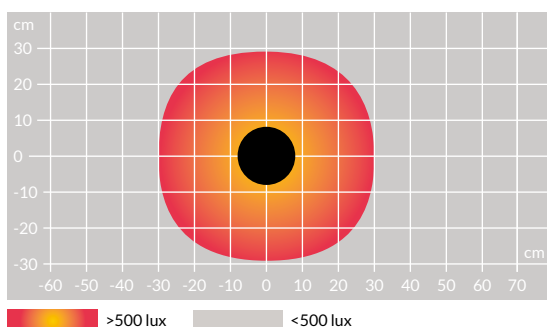
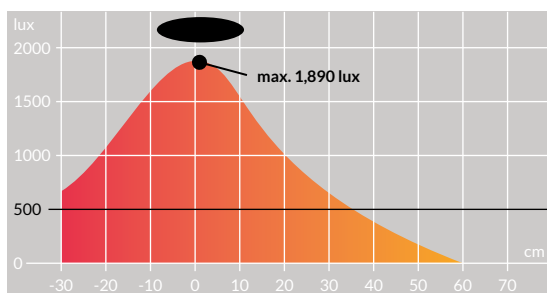
Convenience: The compact magnifying light features an articulated arm and rotating head. This makes it super easy to get the right position. The on/off switch is conveniently located on the base of the light.

Protection: A dust cover protects the lens.



TECHNICAL DATA

Light distribution curves



- Integrated LED module, non-replaceable
- Power: 5.9 W
- Average lifespan: 50,000 hours
- Light intensity: 1,890 lux at 35 cm from the work surface
- Colour temperature: 6,700 K
- Weighted energy consumption: 6 kWh/1,000 hrs
- Luminous efficacy: 130 lm/W
- Colour reproduction (CRI): 82
- Warranty: 2 years
- Lighting direction: tilt arm, tilt and swivel head
- Switch: on base
- Cable length: 180 cm
- Height: 25 to 35 cm
- Material: plastic (ABS), glass lens



400108074

Article number	Article name	Colour	EAN Code	EA
400108074	MINI-ZOOM	White	3595560027699	1

/ ZOOM

Magnifying lamp with protective lens cover

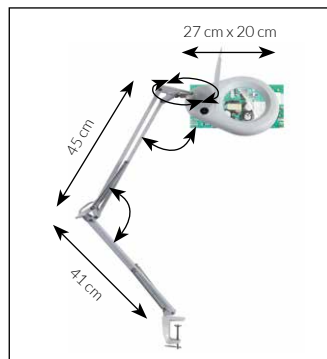


Moveable: A double articulated arm gives this magnifying lamp a good range of motion. The fully moveable lamp head also makes it easy to position the light.

Carefully designed: An integrated dust cover prevents dust settling on the lens. The on/off switch is conveniently located on the base of the lamp. The clamp attachment made of metal provides a sturdy hold and saves space.

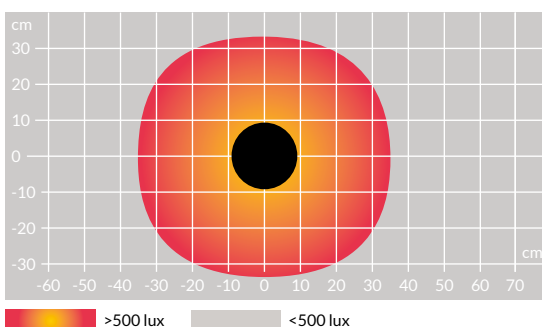
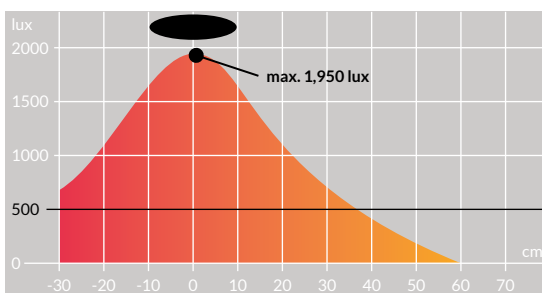
Strong: The ZOOM magnifying glass has a diameter of 11 cm and is shaped so that it does not show any blurring around the edges of the lens. Magnification of three diopters equates to a magnification factor of 1.75.

Efficient: ZOOM comes with a powerful 7.7 W LED module. The cold white light is ideal for making details easily visible. The efficient light source is long-lasting with low energy consumption.



TECHNICAL DATA

Light distribution curves




























- Integrated LED module, non-replaceable
- Power: 7.7 W
- Average lifespan: 50,000 hours
- Light intensity: 1,950 lux at 35 cm from the work surface
- Colour temperature: 6,200 K
- Weighted energy consumption: 8 kWh/1,000 hrs
- Luminous efficacy: 100 lm/W
- Colour reproduction (CRI): 83
- Warranty: 2 years
- Lighting direction: tilt and swivel arm and head
- Switch: on the lamp head
- Cable length: 180 cm
- Height: 25 to 80 cm
- Material: plastic (ABS), glass lens




























400108073

Article number	Article name	Colour	EAN Code	EA
400108073	ZOOM	White	3595560027682	1

LAMPS	Colour	SAP No.	On/off switch	Dimmable light intensity	Adjustable colour temperature	Rechargeable battery	USB charging	Inductive (wireless) charging	Asymmetric light distribution	Automatic shut off with timer or sensor	Light sensor for lighting control	Control via "My Unilux" app	EAN Code	Page
														
 SOL	Black	400077402	●										3595560012794	56
	White	400077404											3595560012800	
 RUMBA LED	Black	400093720	●										3595560015443	61
 BAYA BAMBOO	Black bamboo	400140800	●										3595560030323	39
	White bamboo	400153645											3595560031634	
 SUCCESS	Black 66	400093600											3595560014552	41
	Black 80	400093579	●										3595560014613	
	White 80	400093610											3595560014156	
 SUCCESS 80 Chrome	Chrome	400092123	●										3595560014255	40
 MAMBO LED	Black	400033683	●										3595560005796	38
	Metallic grey	400033684											3595560005802	
 MINI-ZOOM	White	400108074	●										3595560027699	62
 ZOOM	White	400108073	●										3595560027682	63
 TERRA	Metallic grey	400077409	●	●									3595560012855	49
 SWINGO LED	Black	400093838	●	●									3595560016485	42
	White	400093839											3595560016570	
 LUCY	Black	400093640	●	●	●								3595560014705	55
	White	400093614											3595560014675	
 VICKY	White beech	400110084	●	●			●						3595560028139	45
	Black beech	400153732											3595560032099	
 GALY 1800	White	400132274	●	●		●							3595560030163	54
 EASY	White	400093833	●	●			●						3595560015580	57
 POPY	White	400124478	●	●	●								3595560029433	50
	Black	400153693											3595560031665	

Our general terms and conditions of sale and business can be found on our website.

LAMPS	Colour	SAP No.	On/off switch	Dimmable light intensity	Adjustable colour temperature	Rechargeable battery	USB charging	Inductive (wireless) charging	Asymmetric light distribution	Automatic shut off with timer or sensor	Light sensor for lighting control	Control via "My Unilux" app	EAN Code	Page
														
	Black	400140801	●	●	●								3595560030330	37
	Metallic grey	400140847											3595560030385	
	Metallic grey	400092054	●	●	●								3595560014286	46
	Black	400153723	●	●	●								3595560031887	51
	White	400124483	●	●	●	●							3595560029372	53
	Black	400077430	●	●	●		●						3595560012862	59
	Black	400124560	●	●	●		●	●					3595560029495	58
	Black	400124484	●	●	●		●	●		●			3595560029402	47
	White-Metallic grey	400093836	●	●	●		●	●		●	●		3595560016327	48
	Black	100340449	●	●					●	●			3595560015573	60
	Black	400016681	●	●					●	●			3595560002238	43
	Black	400140802	●	●	●				●	●	●		3595560030347	52
	Black	400124562	●	●	●				●		●		3595560029525	35
	Black	400110128	●	●	●							●	3595560028030	33
	Black	400093835	●	●	●							●	3595560015672	32
	Metallic grey	400095547											3595560026005	
	Black	400110241	●	●	●		●	●				●	3595560028085	31



ERGONOMIC AIDS



FOOT RESTS**72 - 75**

Prevent muscle pain with a correct posture

SITTING/STANDING AIDS**76 - 77**

More movement in the workplace

MUSCLE TENSION - A MODERN DAY SCOURGE

One of the most common causes of incapacity to work among employees whose jobs involve sitting at a desk are musculoskeletal disorders. This is hardly surprising if you consider that, for thousands of years, humans were a very active species.

The modern workplace is characterized by repetitive actions and minimal movement. Instead of plenty of dynamic movement, our muscles are subjected to mostly stationary work. Add some non-ergonomic furnishings to the workplace and your posture is far from optimal. Muscle tension and other ailments can be the consequences:

Neck pain spread easily to the neck and shoulders. Such pain is often triggered by a poor, forward bent-forward posture, spending long periods staring at a laptop or computer screen, or putting more weight on one side of the body due to sitting at a slant or with a twisted body.

Back pain develops most often around the lumbar region, but can spread to the hips and buttocks as well as down into the legs. Back pain, often a result of muscle imbalance, is one of the most common reasons for workplace injuries today – not just in offices, but in all occupations.

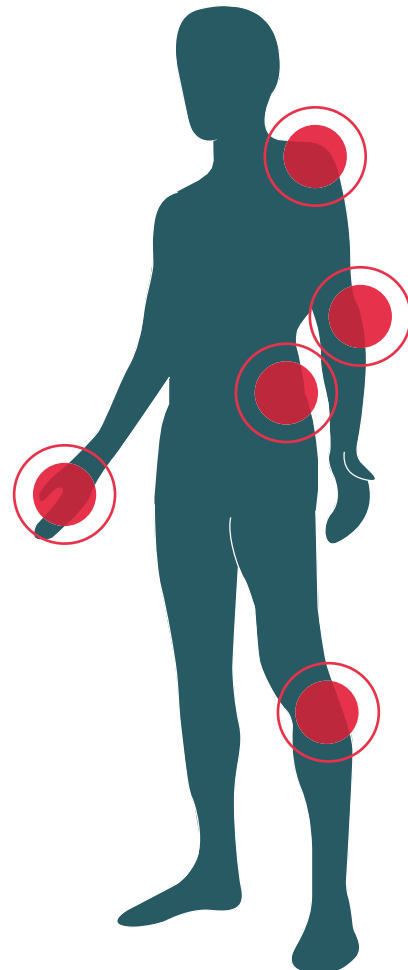
Inflamed ligaments occur often in the hands and elbows of people who spend considerable amount of time at a desk. Ligaments are what connect muscles to our bones. When subjected to repetitive movements, e.g. moving a computer mouse or typing on a keyboard, they respond with painful irritation and tortuous inflammation.

Heavy legs and other unpleasant sensations such as tingling, numbness, even burning or painful sensations, can be a consequence of sitting for long periods resulting in poor blood circulation.

If this is not countered with sufficient exercise or working out, then it can get worse. Psychological stress, monotonous activities and poor ergonomic design of the workplace increase the risk of illness. Variation in working routines and regularly switching between sitting and standing helps increase movement and contributes to prevent these ailments.

UNILUX has developed a range of products with functional, ergonomic designs that can help you integrate more movement into your working day and prevent muscle tension from arising. Ergonomics encompasses many different aspects. Here are a few basic tips:

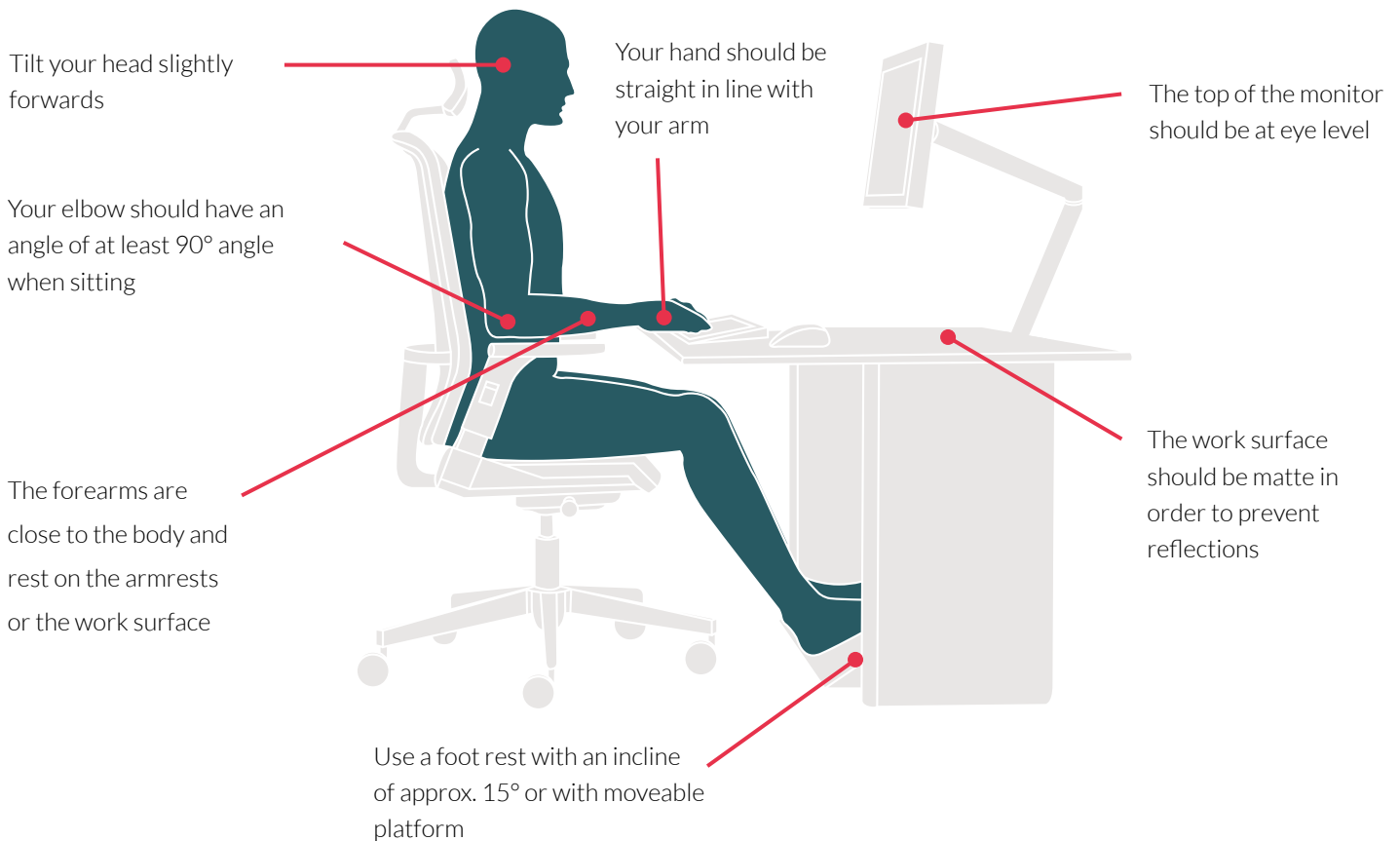
- Optimize the position of your desk and monitor in relation to windows in order to avoid direct glare and reflections from outside.
- Direct artificial lighting such that reflections and glare are eliminated as much as possible.
- Your work area should be large enough for all your daily activities.
- Ergonomic chairs or stools allow more dynamic sitting in various positions.
- Reduce annoying noises in the room.
- Make it possible to regulate the climate within the room.





TIPS FOR A GOOD SITTING POSTURE

Ergonomic furnishing of the workplace gives businesses assurances that employees will remain able to continue working and provides employees with comfort and safety. A few tips for furnishing your working environment:



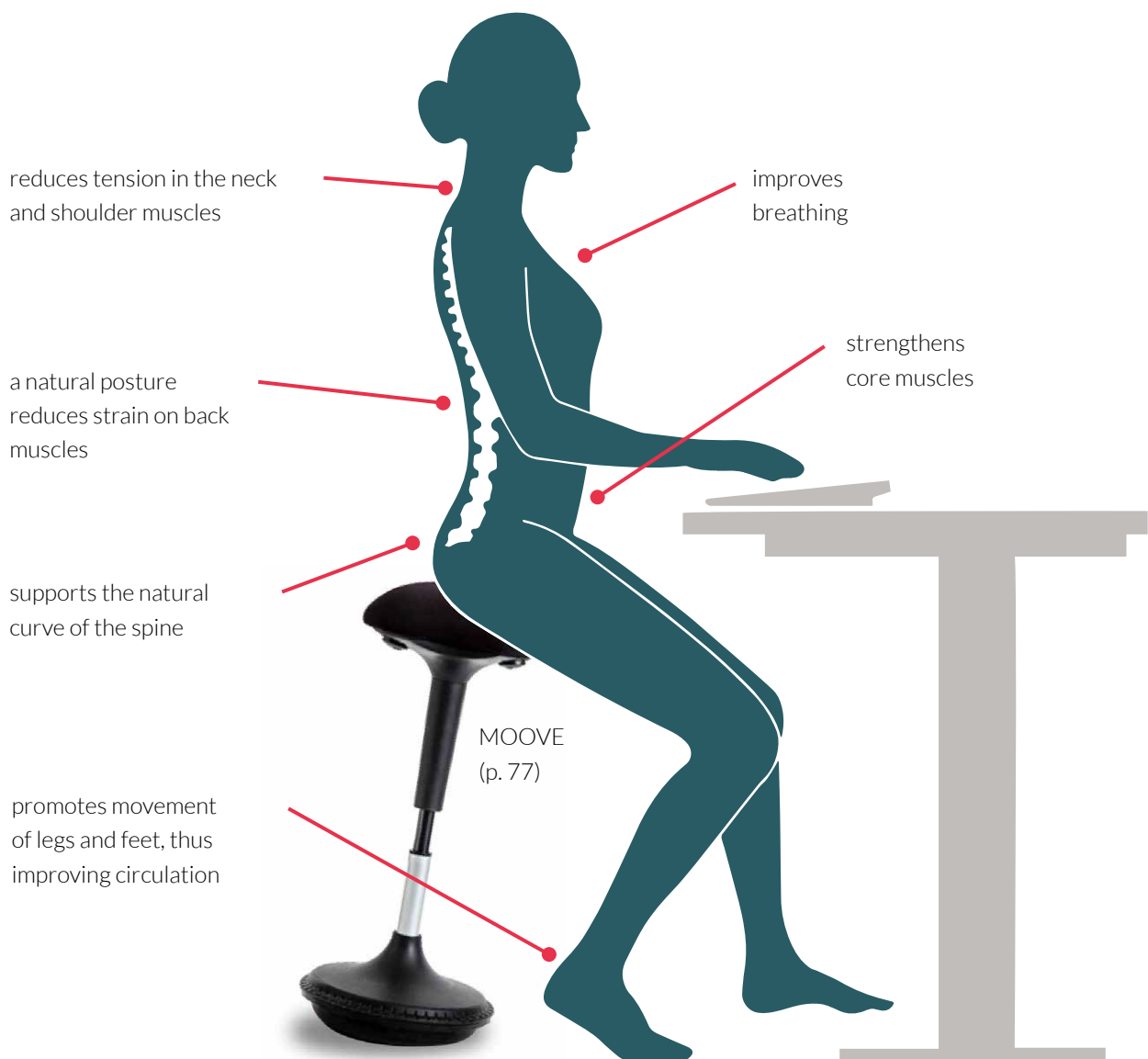
SOLUTIONS FROM UNILEX FOR MORE MOVEMENT WHEN WORKING

In order to prevent a lack of movement and muscle tension, it is essential to be move active and mobile when working. Sitting/standing solutions provide a way to make your working day more active without additional time requirements.

It is for this reason that UNILUX offers a range of ergonomic products that can be flexibly used in both standing and sitting positions such as the UPDOWN foot rest and the MOOVE balance stool. If you mainly work sitting down, then an initial goal can be to work in a standing position for two or three hours a day. Long-term, four hours would be an ideal period.

Benefits of switching between standing and sitting while working

- stimulates circulation
- improves concentration
- reduces fatigue
- helps to prevent stress and weight gain



USEFUL INFORMATION ABOUT FOOT RESTS

When working at desks that are not height-adjustable, or for shorter users for which a desk cannot be sufficient adjusted, then the height of the seat must be adjusted in accordance with the specified arm posture. Should it not be possible to place the entire foot on the floor, then a suitable foot rest must be provided to ensure this is possible.

A foot rest provides the necessary extra support in standardized workspaces when your legs are not quite long enough. They allow all users to raise their feet and keep their knee at a 90° angle.

For a long time, many people used traditional foot rests as just an aid for getting their feet into a more comfortable position, where they otherwise would barely touch the floor. These days, the choice of foot rests has grown considerably and their uses much more versatile. UNILUX develops foot rests based on the ISO 9241-5 standard for ergonomically furnishing your workplace. There are three different basic designs:

Tilted foot rests have a fixed or adjustable incline. The incline should be around 15° and be comfortable for the user. It is also important that the legs do not hit against the desk, i.e. there must be plenty of space for movement.

Height-adjustable foot rests allow adjustments to both the height and incline, allowing them to better adapt to the user's body. They are therefore able to provide more freedom for getting the extremities into a comfortable and relaxed position. This type of foot rest is recommended by employer's liability insurance providers. UNILUX adjustment systems require no tools and are easy to operate.

Dynamic foot rests support our bodies' natural need for movement. To prevent akinesia, it is recommended to regularly change posture even working at a desk. Dynamic foot rests move with each swing or lateral motion of your feet. This activates the muscles, promote circulation, and reduces muscle tension.



Dynamic foot rest
NYMPHEA (p. 75)

/ CONFORT

Compact foot rest
with fixed angle



Universal: By raising the feet and legs, this foot rest helps improve your posture when sitting at a desk. This improves circulation in the legs and prevents muscle tension.

Pleasant feeling: The semi-circular structure on the foot rest's PVC surface gently massages the soles of your feet when not wearing shoes. This helps relax tired feet and heavy legs.

Stable: The supports have a non-slip surface to ensure the foot rest remains firmly in place on any type of floor.

Made in France

TECHNICAL DATA

- Angle: 10°
- Height: front 3 cm, back 12 cm
- Weight: 1.32 kg
- Warranty: 10 years
- Size of foot rest areas: 45 cm x 30 cm
- Dimensions: 45 cm x 30 cm x 12 cm
- Material: plastic (ABS), PVC

Article number	Article name	Colour	EAN Code	EA
100340817	CONFORT	Black	3595560001194	1

/ ORIGIN

Height-adjustable foot rest
made of recycled plastic



Standards compliant: The ergonomic requirements of ISO 9241-5 for computer workstations served as the base for the development of this foot rest.

Adjustable: The rear height (11 to 13.5 cm) and incline (10° and 15°) of the ORIGIN foot rest can be easily adjusted as required via a setting wheel.

Relaxing: Using the ORIGIN foot rest helps you work with a healthy and relaxed posture. Take off your shoes and use the bumps on the surface to gently massage your feet.

Good for the environment: The ORIGIN foot rest is made from up to 83% recycled material in order to reduce the use of fossil resources.

TECHNICAL DATA

- Angle: 10° and 15°
- Height: front 3 cm, back 11 to 13.5 cm
- Weight: 1.0 kg
- Warranty: 10 years
- Size of foot rest areas: 45 x 35 cm
- Dimensions: 45 x 35 x 13.5 cm
- Material: plastic (ABS), PVC

Article number	Article name	Colour	EAN Code	EA
100340819	ORIGIN	Black	3595560010219	1

/ CHRYSALIS

Quick and easy adjustment



Ergonomic: This foot rest has been developed in cooperation with French ergonomics experts. Using it supports an ergonomic sitting position, promotes blood circulation and prevent muscle pain and back fatigue.

Adjustable: The foot rest can be adjusted to different inclines (10°, 15°, 20°) and heights. This means it can be quickly and easily adapted to the user's body shape without the need for any tools.

Safe: The foot platform and base have a non-slip coating.

Made in France

TECHNICAL DATA

- Angle: 10°, 15°, 20°
- Height: front 3 cm, back 10 to 13.5 cm
- Weight: 0.63 kg
- Warranty: 10 years
- Size of foot rest areas: 42 x 32 cm
- Dimensions: 42 x 32 x max. 13.5 cm
- Material: plastic (ABS), PVC

Article number	Article name	Colour	EAN Code	EA
100340820	CHRYSALIS	Black	3595560009817	1

/ CHOCOLATE

Simple height-adjustment
using a rotary mechanism



Moveable: Using an axle system, the incline of this foot rest can be set to any angle between 0 and 25°. This helps animate the feet and ensures good circulation. The height is fully adjustable.

Ergonomic: Developed in collaboration with occupational therapists, this foot rest relieves the legs and joints and ensures a comfortable sitting position. Muscle and back pain associated with poor posture is prevented.

Carefully designed: The foot platform of the CHOCOLATE foot rest has a ribbed surface to ensure a good hold. The non-slip coating on the base provides stability.

Made in France

TECHNICAL DATA

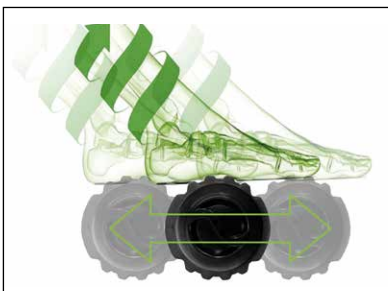
- Angle: adjustable from 0° to 25°
- Height: front 4,5 to 10 cm, back 16 to 21 cm
- Weight: 1.45 kg
- Warranty: 10 years
- Size of foot rest areas: 42 x 32 cm
- Dimensions: 42 x 32 x max. 21 cm
- Material: plastic (PP), PVC

Article number	Article name	Colour	EAN Code	EA
100340816	CHOCOLATE	Black	3595560015931	1



/ ROLLER FEET

Massage effect for improved wellbeing



Rollable: Rolling forwards and backwards with this foot rest helps promote blood circulation in the feet and legs. This is particularly beneficial to tired feet and heavy legs.

Relaxing: When used without shoes, the two different types of raised dot structures on the surface of the ROLLER FEET massage the soles of the feet and provide relaxation.

Activating: The idea behind reflexology, also known as zone therapy, is based on the belief that each part of the human body is connected with a specific part of the foot. This is known as the reflex zone. All organs, muscles, bones and physiological functions such as breathing, the sense of touch, muscle activity and digestion are linked to specific areas on the foot. Massaging the soles should therefore have a positive effect on the human body as a whole, as well as being relaxing.

Robust: The combination of EVA foam and plastic is exceptionally robust and durable. Even with intensive use, the ROLLER FEET will not lose its shape. The surface is easily cleaned using a damp cloth and a little soap.

TECHNICAL DATA

- Angle: –
- Height: 14 cm Ø
- Weight: 1.4 kg
- Warranty: 2 years
- Size of foot rest areas: –
- Dimensions: 44 x 14 cm
- Material: EVA foam, PVC

Article number	Article name	Colour	EAN Code	EA
400125220	ROLLER FEET	Black	3595560029914	1



/ NYMPHEA

Dynamic sitting with a moveable foot platform



Dynamic: Thanks to the moveable foot platform, this foot rest keeps the lower extremities in motion. Gentle rocking and swinging or quick changes to foot position promote circulation in the feet and legs.

Ergonomic: NYMPHEA supports a healthy posture when sitting and helps prevent muscle tension. Occupational therapists have helped in the development of this foot rest.

Adjustable: A locking system allows the height to be adjusted to 12, 15 or 17 cm. NYMPHEA is therefore quickly and easily adjusted for different users. An axle system allows any incline to be used between 0 and 20°.

Stable: The foot platform has a non-slip coating. Rubber on the base ensures stability on any type of floor.

Made in France

TECHNICAL DATA

- Angle: adjustable from 0° to 20°
- Height: front 5 to 6 cm, back 20 to 28 cm
- Weight: 0.97 kg
- Warranty: 10 years
- Size of foot rest areas: 42 x 32 cm
- Dimensions: 42 x 32 x max. 28 cm
- Material: plastic (ABS), PVC

Article number	Article name	Colour	EAN Code	EA
100340822	NYMPHEA	Black	3595560009824	1



/ UPDOWN

Stay balanced while sitting and standing



Home office tip



Unique: Occupational therapists recommend moving every 30 minutes while working. Based on this, the latest generation of foot rest has been developed: UPDOWN can be used when sitting or standing.

Dynamic: The rounded underside means the UPDOWN can move in all directions. This helps keep you in motion, improving circulation in the legs and keeping muscles active.

Moveable: The honeycomb structure and tailored shape make the UPDOWN lightweight and flexible. The foot platforms can be inclined separately from each other. The carrying handle allows this foot rest to be taken to any workplace, in offices or when changing to a different location to work at home.

Safe: The base features two silicone strips with a non-slip effect that ensure a firm hold even on smooth surfaces.

Made in France

TECHNICAL DATA

- Maximum load: 120 kg
- Weight: 0.75 kg
- Warranty: 10 years
- Dimensions platform: 45 x 30 cm
- Dimensions: 45 x 30 x 8 cm
- Material: plastic (PP), silicone

Article number	Article name	Colour	EAN Code	EA
400065456	UPDOWN	Black	3595560025732	1



/ MOOVE

Dynamic working – even in the tightest of spaces



Movement: Many modern jobs require us to sit for up to 9 hours every day with minimal movement. This can result in heavy legs, fatigue or back pain. Occupational therapists recommend sitting flexibly and regularly switching between sitting and standing.

Variety: This office stool is height-adjustable and can be used at sitting height or as a standing aid. Changing between sitting and standing doesn't just help keep the body flexible, but also has a positive effect on our concentration.

Dynamic: MOOVE promotes an upright and relaxed posture that reduces stress on the spine. The rounded base with non-slip coating promotes more dynamic sitting. Constantly making small movement activates the core muscles, promotes circulation, and helps prevent muscle tension. This increases our wellbeing and productivity.

Ergonomics: The special triangular shape of the seat allows for comfortable and flexible sitting. The height of the seat can be adjusted from 63 to 89 cm, allowing it to be adjusted to different users and the change between sitting and standing.

Technology: Buttons beneath the seat activate the hydraulics for adjusting the height. Maximum load is 150 kg.

TECHNICAL DATA

- Maximum load: 150 kg
- Weight: 9.5 kg
- Warranty: 2 years
- Dimensions: 63-89 x 35 cm Ø
- Material: epoxy coated metal, plastic (PP)
- Rubber, seat cover: 100 % polyester, pad: PU-foam

Article number	Article name	Colour	EAN Code	EA
400110242	MOOVE	Black	3595560028092	1





FURNISHING ACCESSORIES



WALL CLOCKS

82 - 92

Get the time at a glance

COAT STANDS

93 - 97

A place for your coat

ROLLING COAT STANDS, COAT RACKS AND ORGANISING ACCESSORIES

98 - 101

Space-saving and versatile

HARMONIOUS ORDER DOWN TO THE SMALLEST DETAIL

In our modern, ever changing workplaces, the line between plain and functional office furniture and a comfortable home is becoming increasingly blurred. With more people now working from home and new “hybrid solutions”, we are living more flexibly and the traditional classification of furnishings for specific living areas and situations are increasingly indistinct. This development is also seeing the desire for a more pleasant, almost homely atmosphere in the workplace gaining importance.

The days where offices were furnished to be plain and functional are long gone, making way for our workplaces to be increasingly inside our homes. Alongside ergonomics, the wellbeing of employees is now a key consideration when selecting furnishings for businesses or offices in the home. A modern and presentable working environment has a positive effect on attracting new employees. People who like working for, and in a company and feel at ease will be more productive and perform better.

Furnishing accessories from UNILUX provide order, support a feeling of wellbeing and give us somewhere to put the things we carry with us wherever we go:

- Coat stands and wall hangers neatly store coats and jackets.
- Magnetic hooks can be flexibly attached to cupboards or the metal legs of desks and are perfect for hanging up bags.
- Wall clocks with large numbers also help provide orientation on the time of day at a glance from far away.

Just like the small accessories we combine with our clothing, e.g. jewellery, it's the small details that can change the whole atmosphere of a room's furnishings.

Modern understatement

This design classic, with its clear and understated colours and shapes, lends a visual sense of calm. It fits in with any ambience and will always look high-quality and timeless.



MEGA wall clock
(p. 84)



SUCCESS 80 chrome
desk lamp
(p. 40)



CYPRES
coat stand
(p. 94)

A feeling of wellbeing in the workplace

Homely elements are now found in both home offices and open plan offices. Reduced designs and elements using natural materials such as wood or bamboo make furnishings appear modern and in harmony with nature - simply wonderful.


VICKY
desk lamp
(p. 45)



BALTIC
wall clock
(p. 87)



ACCESS
coat stand
(p. 95)



PRYSKA
floor lamp
(p. 23)



TIPY
coat stand
(p. 96)



POP wall clock
(p. 92)

DIVA
desk lamp
(p. 58)



Accents for creative workspaces

Furnishing accessories influence our mood and trigger emotions. An eye-catching piece with an unusual design or bright colours bring life to even the plainest of rooms. A fresh stimulus raises the mood and increases motivation.

/ STATION

Radio-controlled station clock



Radio-controlled

! WARNING:

Buildings containing large amount of metal structures or high-frequency radiation can disrupt the ability to receive the time signal. The topography of your location can also limit reception.

Station clock: Black rectangular hour and minute hands and minute markings as well as a red second hand: These are the classic features of this type of clock.

Robustness: STATION features a high-quality design with a robust casing made of stainless steel and a tough glass cover.

Radio-controlled: The clock wirelessly receives precise time information. The switch to summer/winter time is automatic.

Peace and quiet: The mechanism is extremely quiet, ensuring that ticking noises do not disturb your concentration in the office or meeting room.

TECHNICAL DATA

- Power supply: battery (1x AA, 1.5 V) included
- Power consumption: 0.29 mA
- Diameter: 35 cm
- Depth: 4.5 cm
- Weight: 0.95 kg
- Wall mounting: eyelet for hanging
- Warranty: 2 years
- Material: stainless steel, mineral glass

Article number	Article name	Colour	EAN Code	EA
400124567	STATION	Metallic grey	3595560029679	1

/ MAXI WAVE

Radio-controlled clock with clean design



Radio-controlled

! WARNING:

Buildings containing large amount of metal structures or high-frequency radiation can disrupt the ability to receive the time signal. The topography of your location can also limit reception.

Radio-controlled: This clock can receive the time signal and can adjust itself if running too fast or too slow. High precision is guaranteed and the switch to summer/winter time is automatic.

Easy to see: The large diameter of 37.5 cm and large Arabic numerals are easy to read from far away. This makes the MAXI WAVE ideal for large offices and halls.


Understated: The classic design with second hand and minute markings fits into any environment.

Available in two colours: Black and metallic grey

TECHNICAL DATA

- Power supply: battery (1x AA, 1.5 V) included
- Power consumption: 0.22 mA
- Diameter: 37.5 cm
- Depth: 4.5 cm
- Weight: 1.20 kg
- Wall mounting: eyelet for hanging
- Warranty: 2 years
- Material: plastic (ABS), mineral glass

Article number	Article name	Colour	EAN Code	EA
400094565	MAXI WAVE	Metallic grey	3595560024940	1
400094564	MAXI WAVE	Black	3595560024919	1



/ WAVE

Popular radio-controlled wall clock



Radio-controlled: This clock can receive the time signal and can adjust itself if running too fast or too slow. This ensures very high precision and the switch to summer/winter time is automatic.

Easy to see: The large Arabic numerals are easy to read from far away. WAVE has a diameter of 30 cm.

Understated: The classic design with second hand and minute markings fits into any environment.

Available in two colours: Black and metallic grey

! WARNING:

Buildings containing large amount of metal structures or high-frequency radiation can disrupt the ability to receive the time signal. The topography of your location can also limit reception.

TECHNICAL DATA

- Power supply: battery (1x AA, 1.5 V) included
- Power consumption: 0.37 mA
- Diameter: 30 cm
- Depth: 4.5 cm
- Weight: 0.59 kg
- Wall mounting: eyelet for hanging
- Warranty: 2 years
- Material: plastic (ABS), mineral glass

Article number	Article name	Colour	EAN Code	EA
400094562	WAVE	Metallic grey	3595560024445	1
400094561	WAVE	Black	3595560024186	1

/ FLO LED

Time, date and temperature at a glance



Lively: The time is indicated by LED digits, seconds with dots that appear one after the other.

Informative: The LED display gives you information about the date, day of the week and room temperature at a glance.

Mains powered: Power is supplied by a cable and Euro plug. The power cable is 180 cm in length.

Clear: The bright digits showing the time are 6 cm high. This makes the FLO LED easy to read from near and far. This clock is suitable even in poorly lit rooms that are used both day and night.

Silent: The electronics in the FLO LED operate silently. This means there is no annoying ticking to disturb your concentration and performance.

TECHNICAL DATA

- Power supply: power cord
- Power consumption: 0,28 mA
- Dimensions: 28 x 28 cm
- Depth: 3.5 cm
- Weight: 0.83 kg
- Wall mounting: 2 eyelets for hanging, additional stand
- Warranty: 2 years
- Material: aluminium, mineral glass

Article number	Article name	Colour	EAN Code	EA
400124566	FLO LED	Black	3595560029648	1

/ MEGA

Extra large eye-catcher



Eye-catching: The unusual size makes this clock a great decorative element in large rooms.

Clear to see: Its 57.5 cm diameter makes this MEGA wall clock visible from very far away.

Design: A modern look with clear white numerals on a black background makes it easy to read and the red second hand provides lively contrast.

TECHNICAL DATA

- Power supply: Battery (1x AA, 1.5 V) included
- Power consumption: 0.21 mA
- Diameter: 57.5 cm
- Depth: 7 cm
- Weight: 3.45 kg
- Wall mounting: eyelet for hanging
- Warranty: 2 years
- Material: plastic (ABS), mineral glass

Article number	Article name	Colour	EAN Code	EA
400094568	MEGA	Black	3595560025183	1



/ PALMA BAMBOO

Decorative bamboo clockface



Neo-retro design: The wall clock with a clear design and large numbers is truly eye-catching thanks to its bamboo clockface.

Peace and quiet: The hands move silently without any annoying ticking, making the PALMA BAMBOO ideal for rooms where maximum concentration and relaxed quiet are called for.

Reliable: A quartz mechanism ensures precision.

Design line: This wall clock perfectly complements the BAYA BAMBOO desk lamp and the BALY BAMBOO uplighter, which have the same style.

TECHNICAL DATA

- Power supply: battery (1x AA, 1.5 V) included
- Power consumption: 0.21 mA
- Diameter: 30 cm
- Depth: 3.5 cm
- Wall mounting: eyelet for hanging
- Warranty: 2 years
- Material: bamboo, plastic

Article number	Article name	Colour	EAN Code	EA
400140806	PALMA BAMBOO	Bamboo	3595560030408	1

/ ON TIME

Four timezones at a glance



World time: This clock displays four different timezones at once. Alongside the local time, the clock shows the time in London, Tokyo and New York on the small, integrated clocks.

Practical: The black clockface and clear design of the world clock lend elegant precision.

Technology: A quartz mechanism guarantees precision.

TECHNICAL DATA

- Power supply: battery (4x AA 1.5 V) included
- Power consumption: 0.21 mA
- Diameter: 30.5 cm
- Depth: 4 cm
- Weight: 0.80 kg
- Wall mounting: eyelet for hanging
- Warranty: 2 years
- Material: plastic (ABS), mineral glass

Article number	Article name	Colour	EAN Code	EA
400094567	ON TIME	Black	3595560025114	1

/ INSTINCT

Clock and calendar in one



Calendar: The clockface has an integrated display showing the following information: Day of week / date, month / date, or hour / minute.

Clarity: With a diameter of 30.5 cm and clear design, this quartz clock is easy to read from a distance.

TECHNICAL DATA

- Power supply: battery (1x AA, 1.5 V) included
- Power consumption: 0.14 mA
- Diameter: 30.5 cm
- Depth: 4 cm
- Weight: 0.61 kg
- Wall mounting: eyelet for hanging
- Warranty: 2 years
- Material: plastic (ABS), mineral glass

Article number	Article name	Colour	EAN Code	EA
100340853	INSTINCT	Metallic grey	3595560007929	1



/ BALTIC

Homely, Scandinavian style wall clock



Wooden
frame

Homelike: This clock, with its wooden frame, lend a cozy note to any room. BALTIC fits in perfectly with the popular Scandinavian furnishing style. The wood used has been sourced from sustainable forestry to protect our environment.

Clarity: The good visual contrast and clear design make reading the time easy, even from a distance.

Precision: A silent quartz mechanism ensures the precision of the BALTIC.

Quiet: Thanks to the smooth motion of the hands, there is no annoying ticking.

TECHNICAL DATA

- Power supply: battery (1x AA, 1.5 V) included
- Power consumption: 0.21 mA
- Diameter: 31.5 cm
- Depth: 3.5 cm
- Weight: 0.77 kg
- Wall mounting: eyelet for hanging
- Warranty: 2 years
- Material: beech wood, mineral glass

Article number	Article name	Colour	EAN Code	EA
400094591	BALTIC	White beech	3595560025251	1

/ OUTDOOR

Radio-controlled clock for indoors and outdoors



Radio-controlled

! WARNING:

Buildings containing large amount of metal structures or high-frequency radiation can disrupt the ability to receive the time signal. The topography of your location can also limit reception.

Rainwater resistant: This clock can be used indoors and in protected outdoor areas.

Radio-controlled: The time is kept precise via the radio time signal. Daylight saving is automatic.

Quiet: The hands move in a smooth continuous motion without any ticking noise so that your concentration is not disturbed.

TECHNICAL DATA

- Power supply: battery (1x AA, 1.5 V) included
- Power consumption: 0.22 mA
- Diameter: 35.5 cm
- Depth: 4.5 cm
- Weight: 1.08 kg
- Wall mounting: eyelet for hanging
- Warranty: 2 years
- Material: stainless steel, mineral glass

Article number	Article name	Colour	EAN Code	EA
400094566	OUTDOOR	Metallic grey	3595560025053	1

/ MOON

With backlight for dark areas



Backlight

Backlit: This wall clock has an integrated backlight so that it is easy to see even in dark corners, at dawn or at dusk.

Easy to read: Thanks to its large numerals and clean design, reading the time from this wall clock is easily done from up to 35 m away.

Precise: The quartz mechanism is extremely energy efficient and exceptionally reliable.

TECHNICAL DATA

- Power supply: battery (1x AA 1.5 V) and power cord (for lighting) included
- Power consumption: 0.22 mA
- Diameter: 30.5 cm
- Depth: 4.5 cm
- Weight: 1.05 kg
- Wall mounting: eyelet for hanging
- Warranty: 2 years
- Material: aluminium, mineral glass

Article number	Article name	Colour	EAN Code	EA
400094569	MOON	Metallic grey	3595560025220	1

/ WETTY

Time and room climate at a glance



Control: The clockface has an integrated thermometer for indoor spaces (0 °C to +50 °C) and a hygrometer (30% to 100%). This means you can keep an eye on the climate in the room and alter the temperature or humidity as required.

Reliable: A precise quartz mechanism in combination with a stainless steel casing and tough mineral glass cover makes this a reliable and robust clock.

Peace and quiet: The smooth motion of the hands means there is no annoying ticking noise, making WETTY an ideal wall clock for rooms where quiet and concentration are needed.

TECHNICAL DATA

- Power supply: battery (1x AA, 1.5 V) included
- Power consumption: 0.21 mA
- Diameter: 30 cm
- Stärke: 4.5 cm
- Wall mounting: eyelet for hanging
- Warranty: 2 years
- Material: stainless steel, mineral glass

Article number	Article name	Colour	EAN Code	EA
400140807	WETTY	Metallic grey	3595560030439	1

/ TEMPUS

Time and temperature in one



Thermometer: The clockface of this clock features an integrated LCD display showing the room temperature in °C.

Practical: Easy to read numerals and a simple form make the TEMPUS a practical clock for any work environment.

Reliable: A quartz mechanism ensures precision.

TECHNICAL DATA

- Power supply: battery (2x AA, 1.5 V) included
- Power consumption: 0.21 mA
- Diameter: 30.5 cm
- Depth: 4 cm
- Weight: 0.75 kg
- Wall mounting: eyelet for hanging
- Warranty: 2 years
- Material: plastic (ABS), mineral glass

Article number	Article name	Colour	EAN Code	EA
400094592	TEMPUS	Metallic grey	3595560025282	1

/ ATTRACTION

Compact clock with magnetic attachment



Magnetic attachment

Magnetic: Magnets on the back allow this clock to be hung up without any nails or dowels. ATTRACTION affixes securely to all magnetic metal surfaces and is therefore easily moved to a new location at any time without needing any tools - attach to doors, sides of cupboards...

Compact: Its compact diameter (22 cm) means this clock is suitable for small rooms.

Quiet: A quartz mechanism ensures precision. The smooth motion of the hands means there are no annoying ticking noises.

TECHNICAL DATA

- Power supply: battery (1x AA, 1.5 V) included
- Power consumption: 0.28 mA
- Diameter: 22 cm
- Depth: 4 cm
- Weight: 0.41 kg
- Wall mounting: magnet and eyelet for hanging
- Warranty: 2 years
- Material: plastic (ABS), mineral glass

Article number	Article name	Colour	EAN Code	EA
400094404	ATTRACTION	Metallic grey	3595560023318	1

/ MAGNET

Magnetic attachment for flexibility



Magnetic attachment

Magnetic: Magnets on the back allow this clock to be hung up without any nails or dowels. It affixes securely to all magnetic metal surfaces and is therefore easily moved to a new location at any time without needing any tools.

Precise: A quartz mechanism ensures precision.

Clarity: Thanks to its clear design with large numerals and minute markings, the time can be easily seen from far away.

TECHNICAL DATA

- Power supply: battery (1x AA, 1.5 V) included
- Power consumption: 0.29 mA
- Diameter: 30.5 cm
- Depth: 4 cm
- Weight: 0.73 kg
- Wall mounting: magnet and eyelet for hanging
- Warranty: 2 years
- Material: plastic (ABS), mineral glass

Article number	Article name	Colour	EAN Code	EA
400094406	MAGNET	Metallic grey	3595560023714	1

/ ARIA

Compact wall clock at an entry level price



Traditional: Clear design, minute markings and second hand in the same colour gives this clock its timeless appearance.

Easy to read: Large numerals make it easy to tell the time from far away.

Precision: A quartz mechanism ensures precision. The smooth motion avoids any annoying ticking noises.

TECHNICAL DATA

- Power supply: battery (1x AA, 1.5 V) not included
- Power consumption: 0.07 mA
- Diameter: 30.5 cm
- Depth: 4.3 cm
- Weight: 0.35 kg
- Wall mounting: eyelet for hanging
- Warranty: 2 years
- Material: plastic (ABS), mineral glass

Article number	Article name	Colour	EAN Code	EA
400094280	ARIA	Metallic grey	3595560022366	1

/ MAXI POP

Easy to see from far away



Accurate: A quartz mechanism ensures precision.


Quiet: The hands have a smooth motion to avoid any annoying ticking noises.

Clarity: The 37.5 cm diameter and large numerals make this clock easy to see from far away.

TECHNICAL DATA

- Power supply: battery (1x AA, 1.5 V) included
- Power consumption: 0.22 mA
- Diameter: 37.5 cm
- Depth: 5 cm
- Weight: 1.18 kg
- Wall mounting: eyelet for hanging
- Warranty: 2 years
- Material: plastic (ABS), mineral glass

Article number	Article name	Colour	EAN Code	EA
400094488	MAXI POP	Metallic grey	3595560023936	1
400094487	MAXI POP	Black	3595560023905	1



/ POP

Trendy colours



Freshness effect: With its large selection of colours, this traditionally designed clock brings some colourful highlights to your office and business areas.

Concentration: The hands move silently without any annoying ticking, making the POP for rooms where maximum concentration and relaxed quiet are needed.

Precision: A quartz mechanism ensures precision.

Available in five colour variants: Black, white, metallic grey, aniseed green and blue

TECHNICAL DATA

- Power supply: battery (1 x AA 1,5 V) included
- Power consumption: 0.20 mA
- Diameter: 30 cm
- Depth: 4.4 cm
- Weight: 0.46 kg
- Wall mounting: eyelet for hanging
- Warranty: 2 years
- Material: plastic (ABS), mineral glass

Article number	Article name	Colour	EAN Code	EA
400094281	POP	Black	3595560022496	1
400094282	POP	White	3595560022618	1
400094283	POP	Metallic grey	3595560022656	1
400094284	POP	Aniseed green	3595560022663	1
400094560	POP	Blue	3595560024070	1

/ BOUQUET

Rotating hooks with homelike wooden elements



Rotating hook pairs

Functional: Coat hooks with wide rounded ends made from wood prevent bulges forming in items of clothing hung on them. The flexible arrangement of the hooks allows coats and jackets to be hung offset from one another.

Practical: The 34 cm diameter is small enough that BOUQUET fits easily into even small offices and reception areas, such as that in your home. An umbrella holder with drip tray provides space for six umbrellas.

Uncomplicated: This coat stand is easy to assemble in no time at all without needing any tools.

TECHNICAL DATA

- Number of hooks: 6
- Umbrella holder: yes, for up to 6 umbrellas
- Head: does not rotate, hook pairs rotate
- Weight: 8.3 kg (base: 5.4 kg)
- Diameter: 34 cm (pole: 3.5 cm)
- Height: 173 cm
- Warranty: 2 years
- Material: epoxy coated steel, wood

Article number	Article name	Colour	EAN Code	EA
400069048	BOUQUET coat stand	Grey beech	3595560011933	1

/ HAKEA

Rotating head for easier access



Rotating head

Capacity: HAKEA has plenty of space thanks to its six double coat hooks. The rotating head means this coat stand can be placed in corners or against a wall without making it difficult to access clothing hung on it. An umbrella holder with drip tray provides space for six umbrellas.

Uncomplicated: The ball-shaped hook caps with fins ensure clothing is held firmly off the ground, yet gently. This coat stand is easy to assemble using screw connections in no time at all without needing any tools.

High-quality: The pole has a chrome finish and dynamic shapes distinguish the unusual design of this coat stand.

TECHNICAL DATA

- Number of hooks: 12
- Umbrella holder: yes, for up to 6 umbrellas
- Head: rotatable
- Weight: 8.8 kg (base: 5.4 kg)
- Diameter: 34 cm (pole: 3.5 cm)
- Height: 176 cm
- Warranty: 2 years
- Material: epoxy coated steel, plastic (ABS)

Article number	Article name	Colour	EAN Code	EA
400095393	HAKEA coat stand	Chrome	3595560025453	1



/ CYPRES

Traditional coat stand with rotating head



Rotating head

Practical: The rotating head means this coat stand can be placed in corners or against a wall without making it difficult to access clothing hung on it.

Strong: Eight three-way hooks mean that CYPRES can hold up to 24 items of clothing. The umbrella holder with drip tray provides space for up to nine umbrellas.

Timeless: With its traditional design, this coat stand fits unobtrusively into any environment. The aluminium coat hooks have rounded ends so that clothing can hung up without getting damaged.

Combinations: Wall-mounted coat hangers are also available in the same style.

Available in two colours: Black and black-metallic grey

TECHNICAL DATA

- Number of hooks: 24
- Umbrella holder: yes, for up to 9 umbrellas
- Head: rotatable
- Weight: 8,3 kg (base: 5.4 kg)
- Diameter: 35 cm (pole: 3.5 cm)
- Height: 170 cm
- Warranty: 2 years
- Material: epoxy coated steel, aluminium, plastic (PP)

Article number	Article name	Colour	EAN Code	EA
100340639	CYPRES coat stand	Black	3595560009800	1
100340640	CYPRES coat stand	Black-Mg*	3595560009794	1

*Mg = Metallic grey

/ ACCESS

Robust and space-saving coat stand



Space-saving: The 34 cm diameter is small enough that ACCESS fits easily into even small rooms. Six offset coat hooks ensure that coats do not overlap each other and do not get crushed.

Carefully designed: The ball-shaped plastic ends of the coat hooks are gentle on clothing and prevent creasing. Space for umbrellas is provided in the umbrella holder with drip tray. This coat stand is easy to assemble using screw connections in no time at all without needing any tools.

Modern: The white/beechnut colour combination harmonizes with Scandinavian style furnishings. The beechwood inlay is sourced from sustainable forestry.

Available in two colours: White beech and black

TECHNICAL DATA

- Number of hooks: 6
- Umbrella holder: yes, for up to 6 umbrellas
- Head: not rotatable
- Weight: 7.9 kg (base: 5.4 kg)
- Diameter: 34 cm (pole: 3.5 cm)
- Height: 175 cm
- Warranty: 2 years
- Material: epoxy coated steel, plastic (PP), add. beechwood (400095392)

Article number	Article name	Colour	EAN Code	EA
400095392	ACCESS coat stand	White beech	3595560025411	1
400095391	ACCESS coat stand	Black	3595560025398	1

/ SPIRIT

Combination coat stand and clothes rail



Innovative: SPIRIT is the ideal combination of space-saving coat stand and clothes rail. Both of the 25 cm long arms can hold coats and jackets on coat hangers, ensuring they stay in good condition. Six wooden hangers with a mahogany look are included with the coat stand.

Stable: The matte grey steel frame and heavy flat base ensure this coat stand is firm and stable. Thanks to its robustness, SPIRIT will continue to stand firm even when used for heavy items like leather jackets.

Simple: SPIRIT consists of four large components that are assembled in three easy steps. An Allen key is included for assembly.

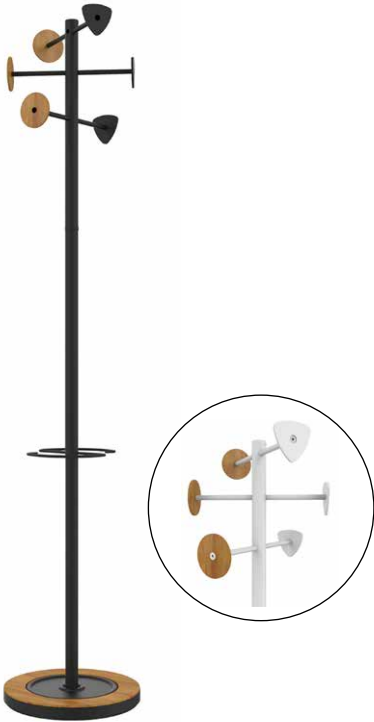
TECHNICAL DATA

- Number of hooks: 6
- Umbrella holder: no
- Head: Not rotatable
- Weight: 10.3 kg (base: 5.4 kg)
- Maße: 175 x 50 x 50 cm (pole: 2x 5 cm)
- Height: 175 cm
- Warranty: 2 years
- Material: epoxy coated steel, wooden clothes hangers

Article number	Article name	Colour	EAN Code	EA
100340626	SPIRIT coat stand	Metallic grey	3595560007196	1

/ BORA BAMBOO

Modern coat stand with bamboo accents



Neo retro design: The material combination of painted steel with bamboo elements gives BORA BAMBOO its trendy look.

Sustainable: This coat stand uses bamboo, a natural raw material that grows quickly, combined with recyclable steel.

Functional: Six rounded coat hooks protect clothing. Three hooks are made of steel, three of bamboo. The different shapes of the hooks give life to the design. A heavy base provides stability. An umbrella holder and drip tray complete the range of features.

Clever: Quick and easy to assembly without any tools.

Available in two colours: Black and white

TECHNICAL DATA

- Number of hooks: 6
- Umbrella holder: yes, for up to 6 umbrellas
- Head: not rotatable
- Weight: 7.9 kg (base: 5.4 kg)
- Diameter: 34 cm (pole: 3.5 cm)
- Height: 178 cm
- Warranty: 2 years
- Material: epoxy coated steel, bamboo

Article number	Article name	Colour	EAN Code	EA
400140808	BORA BAMBOO	Black	3595560030460	1
400153729	BORA BAMBOO	White	3595560032051	1

/ TIPY

Extravagant coat stand made of bamboo



Novel design: Designed in the shape of a teepee, this simple and modern coat stand is ideal for single offices in a contemporary or Scandinavian style.


Robust and sturdy: Four bamboo legs hold up this coat stand. The central linking element is made of aluminium, securely holding everything together for stability. We recommend arranging clothing evenly around the four arms.

Decorative: Whether holding coats or not, the TIPY coat stand has an extravagant design that always makes a great decorative element in any room.

TECHNICAL DATA

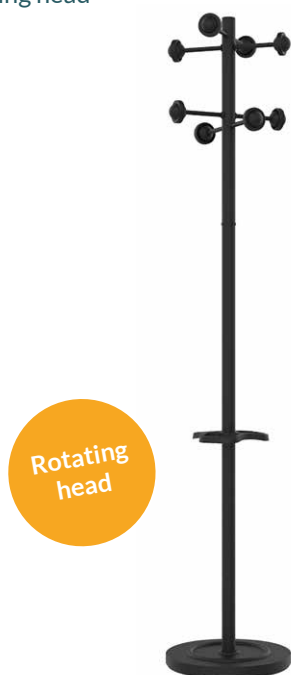
- Number of hooks: 4
- Umbrella holder: no
- Head: not rotatable
- Weight: 2.6 kg
- Maße Stangen: 180 x 2 x 3.5 cm
- Maße Standfläche: 50 x 50 cm
- Height: 175 cm
- Warranty: 2 years
- Material: bamboo, aluminium

Article number	Article name	Colour	EAN Code	EA
400153153	TIPY		3595560031580	1



/ ACCUEIL

Well designed coat stand with rotating head



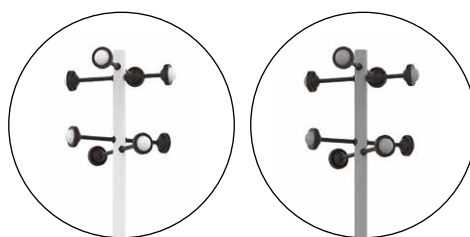
Rotating head

Rotating: Even if positioned in a corner, this coat stand provides easy access to all items of clothing thanks to its rotating head. Eight offset coat hooks ensure that coats do not overlap each other and are easy to reach.

Practical: The 34 cm diameter is small enough that ACCUEIL fits easily into even small offices and reception areas. The heavy base ensures stability. The ball-shaped hooks protect jackets and feature a non-slip edge. An umbrella holder with drip tray provides space for nine umbrellas.

Uncomplicated: This ACCUEIL stand is easy to assemble using screw connections in no time at all without needing any tools.

Available in three colours: Black, white and metallic grey



TECHNICAL DATA


- Number of hooks: 8
- Umbrella holder: yes, for up to 9 umbrellas
- Head: rotatable
- Weight: 7.5 kg (base: 5.4 kg)
- Diameter: 34 cm (pole: 3.5 cm)
- Height: 175 cm
- Warranty: 2 years
- Material: epoxy coated steel, plastic (ABS and PP)

Article number	Article name	Colour	EAN Code	EA
100340694	ACCUEIL coat stand	Black	3595560008827	1
100340696	ACCUEIL coat stand	White	3595560008858	1
100340698	ACCUEIL coat stand	Metallic grey	3595560008872	1



/ MIKADO

Decorative coat-stand



Space-saving: Thanks to its slim shape, this coat rack also fits in small rooms. The ends of the 8 coat hooks are rounded to protect the garments. MIKADO can be assembled quickly and easily without tools in just a few minutes.

Natural: The coat rack is made of clear lacquered beech wood that comes from sustainable forestry. The piece of furniture in Scandinavian style provides cosiness and a modern ambience in any environment.

Handy: Light and handy, MIKADO can be easily transported. This means that the coat rack can always be used wherever it is needed, e.g. in the meeting room, in the office or at the reception...

TECHNICAL DATA

- Number of hooks: 8
- Umbrella holder: no
- Head: no
- Weight: 2 kg
- Diameter: 35 cm
- Height: 177 cm
- Warranty: 2 years
- Material: varnished beech wood

Article number	Article name	Colour	EAN Code	EA
400124574	MIKADO	Beech	3595560029709	1



/ FIL MAGNETIC



Magnetic attachment

Ready to use: Thanks to a magnet on the back, this coat hook can be attached to any magnetic metal surface. It is super easy to affix to doors, cupboards or mobile containers without the need for any tools and is just as easy to remove again.

Strong: The FIL MAGNETIC hook can hold up to 12 kg. A non-slip coating provides additional grip and protects the wall finish. The rounded shape of the hook protects clothing and is wide enough to hold bag handles or umbrellas.

Sturdy: FIL MAGNETIC is made to be robust. The base plate is made from black ABS plastic and shiny Cicolac for a timeless design.

TECHNICAL DATA

- Number of hooks: 1
- Max. Load: 12 kg
- Weight: 290 g
- Height: 10 cm
- Width: 8 cm
- Depth: 6 cm
- Warranty: 2 years
- Material: plastic (ABS), cicolac

Article number	Article name	Colour	EAN Code	EA
100340762	FIL MAGNETIC	Black	3595560004430	1

/ CYPRES

Traditional and strong



Robust: The CYPRES rack can hold up to 50 kg.

Capacity: The aluminium coat hooks each have three hangers. The rack is available with two or four three-way hooks.

Ready to install: The CYPRES racks are delivered with the necessary materials for installation, including screws and dowels.

Combinations: Coat stands are also available in the same style.

Available in two sizes: Two and four three-way hooks

TECHNICAL DATA

- Capacity: 6 resp. 12 clothes
- max. Last: 50 kg
- Weight: 350 respectively 700 g
- Height: 15 cm
- Width: 20 respectively 40 cm
- Depth: 9 cm
- Warranty: 2 years
- Material: epoxy coated steel, aluminium

Article number	Article name	Colour	EAN Code	EA
100340804	CYPRES wall coat rack, 2H.	Black-Mg*	3595560009589	1
100340805	CYPRES wall coat rack, 4H.	Black-Mg*	3595560009879	1

*Mg = Metallic grey

/ STEELY MAGNETIC

Easily moved without any tools thanks to magnetic attachment



Magnetic attachment

Flexible: The STEELY coat hook is easily attached to any metal surface, e.g. sides of cupboards, magnetic strips or in an alcove, thanks to its magnetic attraction. No drilling necessary – this coat hook is easily and quickly removed and placed somewhere new.

Strong: Thanks to the powerful magnet, STEELY Magnetic can support up to 12 kg without slipping down or falling off. The coat hook is made of 4 mm thick steel.

Protects: The round plastic caps on the hooks provide perfect protection for clothing. They are made of PVC and equipped with a non-slip surface that also prevents scratches on the metal surface.

TECHNICAL DATA

- Number of hooks: 1
- max. Last: 12 kg
- Weight: 290 g
- Height: 10 cm
- Width: 8 cm
- Depth: 6 cm
- Warranty: 2 years
- Material: plastic (ABS), Cicolac

Article number	Article name	Colour	EAN Code	EA
100340733	STEELY MAGNETIC	Black	3595560004874	1
100340734	STEELY MAGNETIC	Metallic Grey	3595560004881	1

/ FOLDY

Easy to store and quickly put together



Pre-assembled: This foldable rolling coat stand is delivered pre-assembled. It can be put together easily and is ready for use in no time at all.

Space-saving: Thanks to the folding design, it is easy to store again after use. Storage requires an area of just 10 x 49 cm. This makes it easy to keep in a cupboard or recess somewhere.

Sturdy: The robust steel rods have a diameter of up to 2.5 cm. This makes FOLDY extremely strong despite its delicate lines and can hold up to 40 standard coat hangers. Coat hangers with anti-theft devices might be thread on as well.

Moveable: FOLDY feature four swiveling castor wheels, making it super easy to move, even when fully loaded.

TECHNICAL DATA

- Capacity: approx. 40 clothes hangers
- max. Load: 20 kg
- Weight: 7.6 kg
- Height: 180 cm
- Width: 88 cm
- Depth: 49 cm
- Warranty: 2 years
- Material: epoxy coated steel, plastic (ABS)

100340719

KLASSIK shaped clothes hangers

Black, with rod and hook, made of recycled plastic, set of 20



100340720

WOODY shaped clothes hangers

wooden, with rod and notches for scarves, set of 25



Article number	Article name	Colour	EAN Code	EA
400050665	FOLDY rolling coat stand	Metallic grey	3595560009350	1

/ SLIM

Well thought out addition to your coat rack



Spacious: SLIM provides space for up to nine umbrellas. It also features two hooks on the inside on which telescopic umbrellas can be hung to dry off.
















Carefully designed: The large holes on the sides provide good ventilation to ensure quick drying. Two handles make it easy to move. A metal base beneath the plastic container ensures stability. Wool felt on the base protects delicate floors. SLIM is quick and easy to assemble without any tools.

Rust-proof: The cylinder of the SLIM umbrella stand is made of plastic, ensuring that no rust will form, even when filled with dripping wet umbrellas.
















TECHNICAL DATA

- Capacity: 9 umbrellas
- Weight: 0.7 kg
- Height: 50 cm
- Diameter: 26 cm
- Warranty: 2 years
- Material: epoxy coated steel, plastic (PP)













Article number	Article name	Colour	EAN Code	EA
400109020	SLIM Umbrella stand	Black	3595560027859	1

LAMPS	Colour	SAP No.	Power (Watt)	Lux at 35 cm	lm/W	Lifespan light bulb	Colour temperature	Colour Rendering Index	Warranty	Energy efficiency class	EAN Code	Page
 BAYA BAMBOO	Black bamboo	400140800	12W E27	1,640	100	30,000 h	3,000 K	82	2 years		3595560030323	39
	White bamboo	400153645									3595560031634	
 DIVA	Black	400124560	8.2	1,150 (at 40 cm)	100	30,000 h	3,000 K 4,000 K 6,000 K	81	2 years	E	3595560029495	58
 EASY	White	400093833	10.4	1,465	120	50,000 h	3,000 K	84	2 years	E	3595560015580	57
 EYELIGHT	Black	400093835	9	1,950	100	50,000 h	2,700 K to 5,200 K	82	2 years	F	3595560015672	32
	Metallic grey	400095547									3595560026005	
 GALY 1800	White	400132274	2	500 (at 28 cm)	100	50,000 h	3,600K	> 80	2 years	D	3595560030163	54
 JACK	Black	400077430	6.2	925	108	40,000 h	3,000 K 3,500 K 4,000 K	82	2 years	E	3595560012862	59
 JAZZ	White-Metallic grey	400093836	13.7	1,030	139	50,000 h	3,000 K 4,000 K 5,000 K	80	2 years	G	3595560016327	48
 LINKA	Black	400124484	6.4	1,695	111	50,000 h	2,800 K 3,400 K 4,500 K 5,600 K	82	2 years	E	3595560029402	47
 LUCY	Black	400093640	6.8	940	120	30,000 h	3,000 K 4,200 K 5,000 K	84	2 years	D	3595560014705	55
	White	400093614									3595560014675	
 MAGIC	Black	400016681	8.4	1,810	100	40,000 h	3,000 K	84	2 years	G	3595560002238	43
 MAMBO LED	Black	400033683	7	1,235	110	40,000 h	3,000 K	83	2 years	E	3595560005796	38
	Metallic grey	400033684									3595560005802	
 MAMBO LED 2.0	Black	400140801	7	900	50	40,000 h	3,000 K 4,000 K 5,000 K	83	2 years	E	3595560030330	37
	Metallic grey	400140847									3595560030385	
 MINI-ZOOM	White	400108074	5.9	1,890	130	50,000 h	6,700 K	82	2 years	D	3595560027699	62
 NELLY	White	400124483	7.8	1,100	134	20,000 h	3,000 K 4,000 K 6,000 K	81	2 years	F	3595560029372	53
 POPY	White	400124478	6	1,100	120	50,000 h	3,000 K 4,000 K 6,000 K	81	2 years	F	3595560029433	50
	Black	400153693									3595560031665	









Our general terms and conditions of sale and business can be found on our website.






LAMPS	Colour	SAP No.	Power (Watt)	Lux at 35 cm	lm/W	Lifespan light bulb	Colour temperature	Colour Rendering Index	Warranty	Energy efficiency class	EAN Code	Page
 RUMBA LED	Black	400093720	5.2	1,090	135	50,000 h	4,000 K	82	2 years	F	3595560015443	61
 SENSATION	Black	100340449	8.2	1,285	100	40,000 h	3,000 K	82	2 years	F	3595560015573	60
 SENZA	Metallic grey	400092054	8	1,140	130	50,000 h	3,000 K 4,500 K 6,500 K	86	2 years	E	3595560014286	46
 SOL	Black	400077402	7.4	1,260	120	20,000 h	3,000 K	82	2 years	E	3595560012794	56
	White	400077404									3595560012800	
 STRATA	Black	400124562	12.7	1,170 (at 50 cm)	100	50,000 h	3,000 K to 6,000 K	82	2 years	E	3595560029525	35
 SUCCESS	Black 66	400093600	LIGHT BULB NOT INCLUDED						2 years		3595560014552	41
	White 80	400093610	3595560014156									
	Black 80	400093579	3595560014613									
 SUCCESS 80 Chrome	Chrome	400092123	12W E27	1,640	100	30,000 h	3,000 K	82	2 years		3595560014255	40
 SUNLIGHT	Black	400110128	9	1,480	100	50,000 h	2,700 K to 5,200 K	82	2 years	G	3595560028030	33
 SWINGO LED	Black	400093838	11	1,710	120	50,000 h	3,000 K	82	2 years	D	3595560016495	42
 TIMELIGHT	Black	400110241	9	1,450	100	50,000 h	2,700 K to 5,200 K	82	2 years	F	3595560028085	31
 TRAVELIGHT	Black	400140802	4	550	100	30,000 h	2,700 K to 6,500 K	> 80	2 years	F	3595560030347	52
 TERRA	Metallic grey	400077409	8.3	1,120	134	40,000 h	3,300 K	82	2 years	F	3595560012855	49
 VICKY	White beech	400110084	11	2,520	120	50,000 h	3,000 K	82	2 years	E	3595560028139	45
	Black beech	400153732									3595560032099	
 VISIOLIGHT	Black	400153723	5	480	100	30,000 h	3,000 K 3,800 K 5,000 K	> 80	2 years	G	3595560031887	51
 ZOOM	White	400108073	7.7	1,950	100	50,000 h	6,200 K	83	2 years	D	3595560027682	63

Subject to changes.

FLOOR LAMPS	Colour	SAP Nn.	Power (Watt)	Lux at 110 cm	lm/W	Lifespan light bulb	Colour temperature	Colour Rendering Index	Warranty	Energy efficiency class	EAN Code	Page
BALY BAMBOO 	Black bamboo	400140805	44.6		120	40,000 h	3,000 K	83	2 years	C	3595560030378	19
	White bamboo	400153731									3595560032075	
DELY 2.0 	Black	400153721	24		134	40,000 h	3,100 K	81	2 years	D	3595560031832	24
	Metallic grey	400153720									3595560031818	
DELY 2.0 articulated 	Black	400153698	24		134	40,000 h	3,100 K	81	2 years	D	3595560031771	25
	Metallic grey	400153697									3595560031757	
FIRST LED 	Black	400153696	24		100	40,000 h	3,000 K	> 80	2 years	C	3595560031733	26
	Metallic grey	400153695									3595560031719	
FIRST LED articulated 	Black	400153694	24		100	40,000 h	3,000 K	> 80	2 years	C	3595560031696	26
LIXUS 	Metallic grey	400079771	68.4	1,195	123	40,000 h	4,000 K	> 80	2 years	D	3595560011155	17
PRYSKA 	White beech	400110157	44.6		120	40,000 h	3,000 K	83	2 years	C	3595560028047	21
	Black beech	400153677									3595560032150	
STRATUS 	Metallic grey	400124564	58.8	835	128	40,000 h	4,000 K	83	2 years	D	3595560029587	15
VARIAGLASS 	Metallic grey	40090473	30.7		120	40,000 h	3,200 K	82	2 years	D	3595560014095	27
VARIALUX 	Metallic grey	400090468	29.9		120	40,000 h	3,000 K	82	2 years	D	3595560014057	22
VARIALUX articulated 	Black	400090469	29.9		120	40,000 h	3,000 K	82	2 years	D	3595560014064	23
	Metallic grey	400090471									3595560014071	
ZELUX 	Metallic grey	400100711	44		120	40,000 h	3,000 K	82	2 years	C	3595560027002	18


Our general terms and conditions of sale and business can be found on our website.

ERGONOMICS	Colour	SAP No.	Dimensions	Angle	Height of backside	Weight	Warranty	EAN Code	Page
 CHOCOLATE	Black	400140603	42 cm x 32 cm x 21 cm	0° to 25°	16 cm to 21 cm	1.45 kg	10 years	3595560015931	73
 CHRYSALIS	Black	100340820	42 cm x 32 cm x 13.5 cm	10°; 15°; 20°	10 cm to 13.5 cm	0.63 kg	10 years	3595560009817	73
 CONFORT	Black	100340817	45 cm x 30 cm x 12 cm	10°	12 cm	1.32 kg	10 years	3595560001194	72
 NYPHEA	Black	100340822	42 cm x 32 cm x 28 cm	0° to 20°	20 cm to 28 cm	0.97 kg	10 years	3595560009824	75
 ORIGIN	Black	100340819	45 cm x 35 cm x 13.5 cm	10° and 15°	max. 13.5 cm	1.0 kg	10 years	3595560010219	72
 ROLLER FEET	Black	400125220	44 cm x Ø 14 cm		14 cm	1.4 kg	2 years	3595560029914	74
 UPDOWN	Black	400095456	45 cm x 30 cm x 8 cm	0° to 25°	8 cm	0.93 kg	10 years	3595560025732	76
 MOOVE	Black	400110242	Ø 35 cm x 63 - 89 cm	Balance stool adjustable from 63 to 89 cm max. userweight 150 kg		9.5 kg	2 years	3595560028092	77











CLOCKS	Colour	SAP No.	Diameter	Second hand	Product features	Readability	Warranty	EAN Code	Page
 ARIA	Metallic grey	400094280	30 cm	Yes	Quartz movement	30 m	2 years	3595560022366	91
 ATTRACTION	Metallic grey	400094404	22 cm	Yes	Quartz movement noiseless magnetic attachment	22 m	2 years	3595560023318	90
 BALTIC	Beech	400094591	31,5 cm	Yes	Quartz movement noiseless wooden frame	35 m	2 years	3595560025251	87
 FLO LED	Black	400124566	28 cm x 28 cm	Yes	LED display with time/ date/ temperature noiseless		2 years	3595560029648	84
 INSTINCT	Metallic grey	100340853	30,5 cm	Yes	Quartz movement digital date display	35 m	2 years	3595560007929	86

Subject to changes.

CLOCKS	Colour	SAP No.	Diameter	Second hand	Product features	Readability	Warranty	EAN Code	Page
MAGNET 	Metallic grey	400094406	30.5 cm	Yes	Quartz movement magnetic attachment	30 m	2 years	3595560023714	90
MAXI POP 	Black	400094487	37.5 cm	Yes	Quartz movement noiseless	150 m	2 years	3595560023905	91
	Metallic grey	400094488						3595560023936	
MAXI WAVE 	Black	400094564	37.5 cm	Yes	Radio-controlled	150 m	2 years	3595560024919	82
	Metallic grey	400094565						3595560024940	
MEGA 	Black	400094568	57.5 cm	Yes	Quartz movement	180 m	2 years	3595560025183	84
MOON 	Metallic grey	400094569	30.5 cm	Yes	Quartz movement backlight	35 m	2 years	3595560025220	88
ON TIME 	Black	400094567	30.5 cm	Yes	Quartz movement 4 time zones	30 m	2 years	3595560025114	86
OUTDOOR 	Metallic grey	400094566	35.5 cm	Yes	Radio-controlled noiseless	100 m	2 years	3595560025053	88
PALMA BAMBOO 	Bambus	400140806	30 cm	Yes	Quartz movement exposed bamboo dial	35 m	2 years	3595560030408	85
POP 	Black	400094281	30 cm	Yes	Quartz movement noiseless	30 m	2 years	3595560022496	92
	White	400094282						3595560022618	
	Metallic grey	400094283						3595560022656	
	Blue	400094560						3595560024070	
	Green	400094284						3595560022663	
STATION 	Metallic grey	400124567	35 cm	Yes	Radio-controlled noiseless	35 m	2 years	3595560029679	82
TEMPUS 	Metallic grey	400094592	30.5 cm	Yes	Quartz movement digital temperature display	25 m	2 years	3595560025282	89
WAVE 	Black	400094561	30 cm	Yes	Radio-controlled	35 m	2 years	3595560024186	83
	Metallic grey	400094562						3595560024445	
WETTY 	Metallic grey	400140807	30 cm	Yes	Quartz movement thermometer and hygrometer	35 m	2 years	3595560030439	89

ROLLING COAT STAND	Colour	SAP No.	Load capacity	Capacity clothes hangers	Height	Guarantee	EAN Code	Page
FOLDY 	Metallic grey	400050665	20 kg	40	180 cm	2 years	3595560009350	101

Our general terms and conditions of sale and business can be found on our website.

Coat stands	Colour	SAP No.	Number of hooks	Capacity for umbrellas	Head Rotatable	Warranty	EAN Code	Page
ACCESS 	Black	400095391	6	6	No	2 years	3595560025398	95
	White beech	400095392					3595560025411	
ACCUEIL 	Black	100340694	8	9	Yes	2 years	3595560008827	97
	White	100340696					3595560008858	
	Metallic grey	100340698					3595560008872	
BORA BAMBOO 	Black	400140808	6	6	Nein	2 years	3595560030460	96
	White	400153729					3595560032051	
BOUQUET 	Metallic grey-beech	400069048	6	6	Rotatable hooks	2 years	3595560011933	93
CYPRES 	Black	100340639	24	9	Yes	2 years	3595560009800	94
	Metallic grey	100340640					3595560009794	
HAKEA 	Chrome black	400095393	12	6	Yes	2 years	3595560025435	93
SPIRIT 	Metallic grey	100340626	6		No	2 years	3595560007196	95
SLIM 	Black	400109020		9		2 years	3595560027859	101
TIPY 	Bamboo	400153153	4		No	2 years	3595560031580	96
MIKADO 	Beech	400124574	8		No	2 years	3595560029709	98

CLOTHES HOOKS	Colour	SAP No.	Number of hooks	Load capacity	Guarantee	EAN Code	Page
	Metallic grey-Black	100340804	2 x 3	50 kg	2 years	3595560009589	100
	Metallic grey-Black	100340805	4 x 3			3595560009879	
FIL MAGNETIC 	Black	100340762	1	12 kg	2 years	3595560004430	99
STEELY MAGNETIC 	Black	100340733	1	12 kg	2 years	3595560004874	100
	Metallic Grey	100340734				3595560004881	

Subject to changes.

UNILUX

Hamelin A/S
Nøglegårdsvej 1
3540 Lyngby · DANMARK
Phone: +45 (0) 48 16 50 50
ksdk@hamelinbrands.com
WWW.HAMELIN.DK

Hamelin bv
Celsiusweg 35b
5928 PR Venlo · NEDERLAND
Phone: +31 (0) 77 37 31 551
sales.hamelinnl@hamelinbrands.com
WWW.MY-UNILUX.COM

Hamelin GmbH
Robert-Hamelin-Straße 1
31028 Gronau (Leine) · GERMANY
Tel: +49 (0) 5182 901 0
info.hamelinde@hamelinbrands.com
WWW.MY-UNILUX.COM